



Douglas E. Cade, PE, PS  
Hancock County Engineer

Requirement for this Report

The Ohio Revised Code 5543.02 mandates the County Engineer to annually report to the Board of County Commissioners the state of the County Roadways and Bridges

**Message from the County Engineer**

***Our Mission is to provide a safe and cost effective system of transportation that promotes the trans-economy for Hancock County in a global marketplace.***

The fundamental focus points of my office are to make safety a priority, promote the trans-economy, improve efficiency of our operation, plan for the future of our transportation system, effectively communicate with the public and our partners, and collaborate with our agri-business, business, economic development, township and municipal government partners. It is my view that Transportation as a fundamental component of economic development and personal prosperity for all our fellow citizens of Hancock County.

We accomplish this by forward-looking at how we can improve the safety and condition of all of our roadways and how we can maintain and enhance our County, Township and Municipal bridges. Annually, we evaluate all 358 miles of your County Roads and perform inspection on all 370 County, Township and Municipal bridges. From this evaluation we are planning work for 2 to 25 years out into the future and making changes to our priorities as conditions require more immediate attention.

In the following pages, I will share with you our progress for the past year and the fiscal condition of our operation. I appreciate the opportunity to serve you as your Hancock County Engineer and will work hard every day to improve our transportation system and our community.

Thank you and God Bless,

**County Engineer's Office**

1900 Lima Avenue  
Findlay, Ohio 45840

419-422-7433

Hours 7:00—3:30 M-F

**County Engineer's  
Maintenance Garage**

Mike Clark—Superintendent

419-424-7225

Hours  
7:00—3:30 M-F

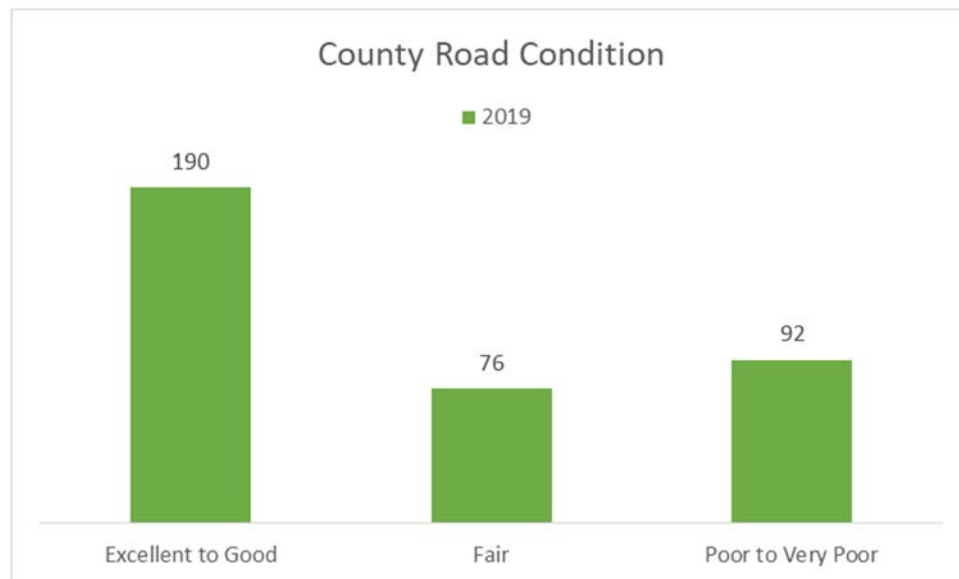
Summer Hours  
6:00—4:30 M-Th

Web:  
[www.co.hancock.oh.us/  
government-services/  
engineer](http://www.co.hancock.oh.us/government-services/engineer)

# Roads

We have 358 centerline miles on the County Highway System and we evaluate those pavements annually as to their condition. We perform a detailed Pavement Condition Rating on those roads every three years so that we can make sound engineering-based decisions to maximize our pavement life and triage our roadway system. Currently, we have 53% in Excellent to Good Condition, 21% in Fair Condition and 26% in Poor to Very Poor Condition, as shown in the table below.

Ideally, we would like to see our roads be resurfaced on a 12 to 15-year rotation which would reduce the preventative maintenance and critical maintenance that we have to perform daily. Currently, our resurfacing rotation is 27 years, we are striving to improve that resurfacing cycle to make our County Roads better for all of Hancock County.



Here is the progress that we made in 2019:

## **Asphalt Resurfacing**

### **(Funded with Local and OPWC grant funds)**

County Road 330 - 4.75 Miles - \$310,128

County Road 86 - 4.8 Miles - \$314,389

County Road 226 - 0.81 Miles - \$57,104

### **(Funded with Local and Federal grant funds)**

County Road 330 - 3.82 Miles - \$375,761

County Road 304 - 7.1 Miles - \$946,998

### **(Funded with Local Gas Tax funds)**

County Road 226 - 2.01 Miles - \$149,087

## Preventative Maintenance Chip Seal

(Funded with Local Gas Tax funds)

County Road 33 - 3.36 Miles - \$53,707

County Road 24 - 1.98 Miles - \$32,848

County Road 37 - 4.02 Miles - \$73,326

County Road 26 - 4.03 Miles - \$70,978



County Road 304 - Prior to Resurfacing



County Road 304 - After Resurfacing

## Our Plan for 2020

### Asphalt Resurfacing – 46.88 Miles - \$4,633,470

(Using Local Gas Tax, Federal Highway and OPWC Funds)

1.CR 220 – 3.24 Miles

2.CR 99 – 0.20 Miles

3.CR 180 – 1.41 Miles

4.CR 18 – 3.21 Miles

5.CR 96 – 2.03 Miles

6.CR 126 – 3.80 Miles

7.CR 12 – 2.00 Miles

8.CR 86 – 3.92 Miles

9.CR 53 – 6.93 Miles

10.CR 203 – 5.44 Miles

11.CR 313 – 13.29 Miles

### Road Widening – 5.00 Miles - \$300,000

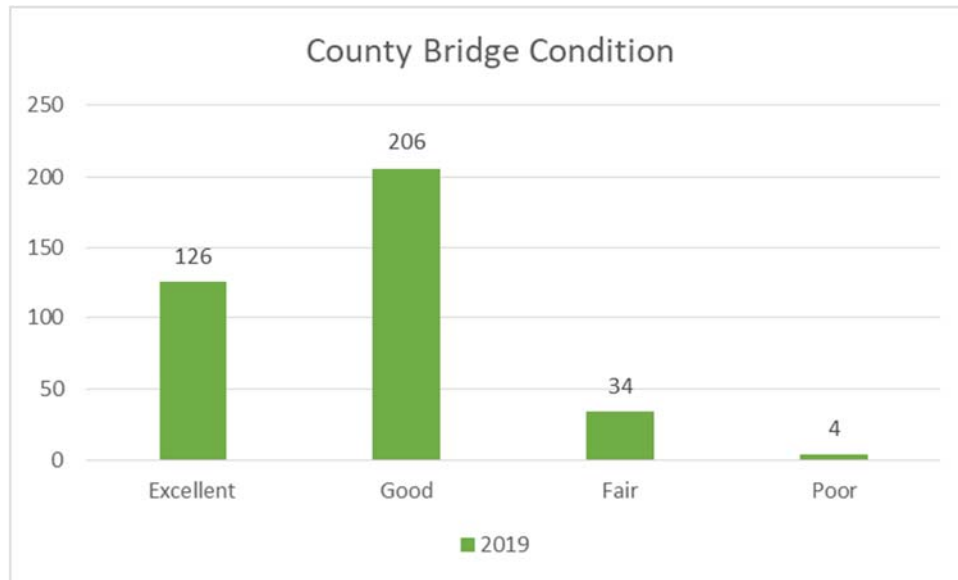
(Using Local Gas Tax Funds)

1.CR 172 – 2.00 Miles

2.CR 2 – 3.00 Miles

# Bridges

We perform annual inspection of the 370 bridges, create an inspection report and evaluate all of our bridges for their load carrying capacity. There are 16 County bridges that have a reduced weight limit with six of those in fair to poor condition. The remaining Posted bridges are in good condition and will be replaced as the poor condition bridges are completed.



Here is the progress that we made in 2019:

### **Bridge Rehabilitation (Funded with OPWC and Local funds)**

Township Road 150 - 4.53 - \$490,043

### **Our Plan for 2020**

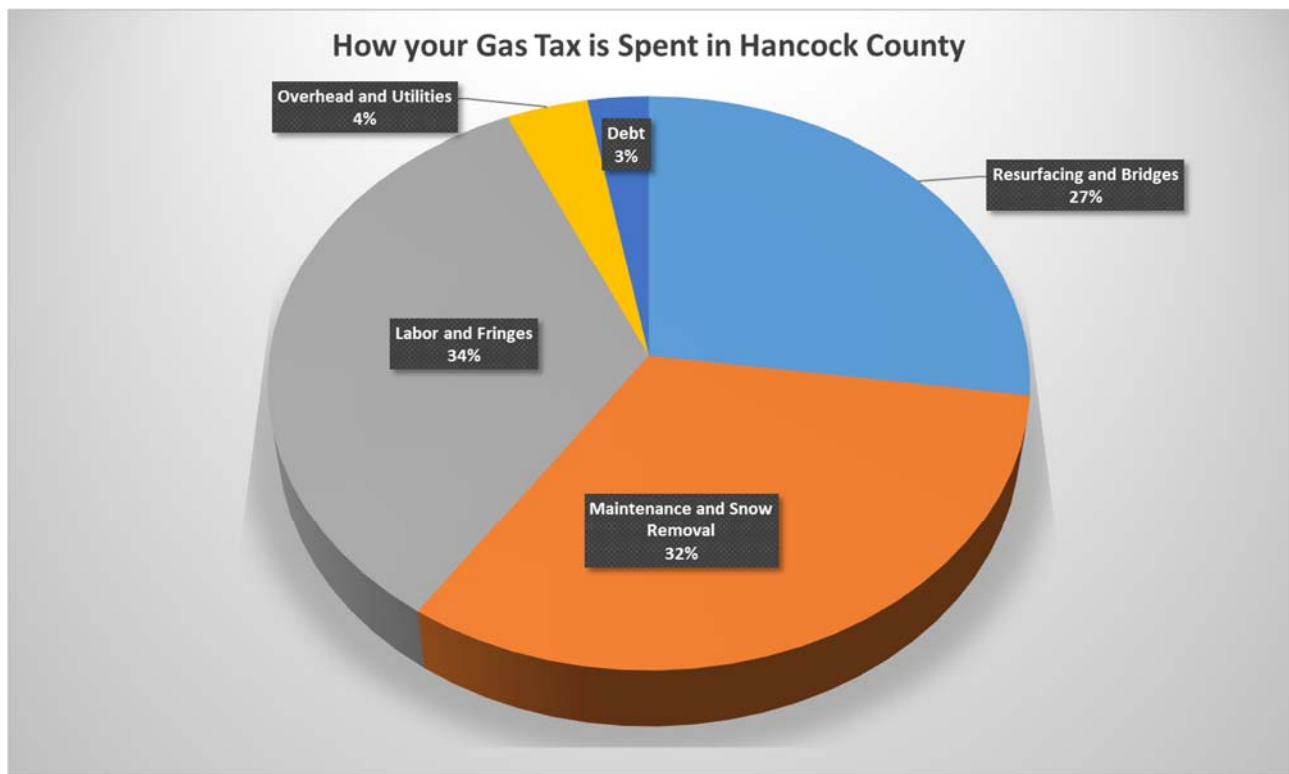
1. Howard Street Bridge - \$450,000
2. CR 2 - 4.99 Bridge - \$122,500
3. CR 153 – 0.91 Bridge - \$350,000
4. TR 205 – 2.91 Bridge - \$164,000
5. CR 216 – 2.88 Bridge - \$129,000

# Budget/ Fiscal Outlook

My staff and I work every day to find a better and more cost effective way to improve the safety of our County's Roadways and stretch our revenue as far as we can. Naturally, our single largest expenditure is our workforce, and they are our most important. Our employees are dedicated to serving the public and making sure your roads and bridges are as safe as they can be, because it is their families that travel the roads as well. During the past 20 years, we have become more efficient in our operations and have reduced our workforce, through attrition, to a total of 28 employees. That savings has been converted to more resurfacing and bridge replacement and matching funds for state and federal grants.

There are many other things that we do daily to improve our ability to do more. We partner with ODOT to purchase salt, utilize the State Cooperative Purchasing program, utilize the state surplus property program, competitively bid our aggregate, fuel and asphalt, we serve as a fuel depot for all County vehicles and some participating Townships, we jointly bid with Townships resurfacing, chip seal and pavement striping projects and we look at every single item that we purchase to make sure we are getting the best price possible. So when someone says we need to do more with what we have, I can assure you that we have done all we can and we continue to stretch that dollar daily.

During 2019 our Direct Revenue from State Gas Tax, License Plate Fees, County Vehicle Fuel Sales, Township Road Maintenance, Fines, and Interest was \$5,872,516. Additionally, we received \$1,129,855 in Federal Grants and \$589,730 in State OPWC Grants that were dedicated to specific projects. The following chart describes how those funds were spent for the maintenance and improvement of the County Roads and Bridges.



# Township Road 150 Bridge Deck Rehabilitation



Douglas E. Cade, PE, PS  
County Engineer  
1900 Lima Avenue  
Findlay, Ohio 45840  
419-422-7433