

HANCOCK COUNTY JUVENILE COURT



2022 ANNUAL REPORT

INDEX

	Page(s)
A Note from Judge Johnson	2
Court Staff	3
Probation Department	4-5
Court Security/Process Servers	5
Clerical Staff	6
Legal/Student Interns	6
Continuing Education of Court Personnel	7
Bindovers	7
Serious Youthful Offenders	7
Ohio Department of Youth Services	7
Juvenile Residential Center of Northwest Ohio	8
Detention	8
Title IV-E Court	8-9
Placement Services	9
Probation	10-13
Electronic Monitoring	13
Curfew Checks	14
Truancy Court	14-15
Diversion	15-16
Cases Involving Adults	17-18
Family Dependency Treatment Court	18
Grand Program/Pro Se Clinic	18-19
Finances	19
Video-Conferencing	19-20
Other Agencies	20-21
Statistics	21-22
Changes and Accomplishments	22
Charts	23-43

2022 Hancock County Juvenile Court Report by Judge Kristen K. Johnson

Court procedures returned to pre-pandemic rules in 2022. Most of the statistics surrounding number of filings show an increase, however, this is just a return to the numbers we saw filed prior to the pandemic with one exception. Felonies increased significantly this year. I am not sure the reason for this, but we will be watching to see if this year was an aberration or the start of a new trend. One thing has been evident despite the number of filings, children were greatly affected by the pandemic. The Court has seen many children suffering with mental health issues that seemed to be exacerbated by children being isolated due to pandemic. In addition, children have escaped into social media or game systems to avoid personal contact with others. It seems children are more isolated than ever. To assist these children, the Court makes several orders regularly such as requiring the child to undergo mental health treatment. The Court also frequently prohibits use of social media, possession of cellular telephones and game systems while children work on re-integrating back into “real world”.

This year the probation department began working with Jonathan Cloud to instill the ideals of Growth Focused Case Management (GFCM) into our work with youth. GFCM facilitates youth growth. In my work as a Judge I have seen a couple things occur that cause a child to stop committing delinquent acts. One is maturity. There is little anyone can do but wait that out and this becomes difficult as the youth continues to commit delinquent acts. The other thing that I have seen be successful is that the youth realizes a future for himself and develops an interest. GFCM helps with this development. From the beginning of a case, a probation officer will work with a youth to delve into his interests, they set goals and steps towards accomplishing those goals. The hope is that as the youth progresses through the Court process and is held accountable for the act, they are working on themselves. They come out at the end as a youth who no longer sees committing delinquent acts as something that they identify with as it is inconsistent with who they have become.

Also, in 2022, CASA joined the Court and Ashley Bell was hired as the Executive Director. Ms. Bell has been working diligently to rebuild the volunteer base and has successfully received OhioCASA and National CASA approval for the program.

Sincerely,



Judge Kristen K. Johnson

EMPLOYEES OF THE PROBATE/JUVENILE COURT

KRISTEN K. JOHNSONJudge
DAVID LAND Magistrate
SHAWN CARPENTER, *LSW, CCE* Court Administrator/Chief Probation Officer
JEFF AZAROFF..... Deputy Probation Officer
TAMELA PIKEDeputy Probation Officer
MACKENIZE M. MICCICHI, *MBA*Deputy Probation Officer
KATHY ELLIOTT Title IV-E Coordinator/Deputy Probation Officer
SARAH SABOL, *MS, LICDC*..... Family Dependency Treatment Coordinator/
Truancy Court Coordinator/Deputy Probation Officer
MARGARET GRANDBOIS Family and Children First Council Coordinator
ASHLEY BELL..... Executive Director CASA/GAL of Hancock County
BECKY VANSCODER, *CCM* Fiscal Chief Deputy Clerk
MELISSA E. SOTO..... Deputy Clerk
DENISE HOY..... Deputy Clerk
VALORIE GILLIG..... Deputy Clerk
CHARLOTTE CENKUS.....Deputy Clerk
MCKAILA HONSE Deputy Clerk
DAWN BAME..... Records Clerk
WILLIAM DOMME Court Security/Process Server
MATHEW TUTTLE..... Court Security/Process Server

COURT STAFF

MAGISTRATE

Magistrate David Land handles all types of cases in Juvenile Court as assigned by the Judge. Typically, his docket includes all paternity actions, child support motions and civil protection orders.

COURT ADMINISTRATOR

As Court Administrator, Shawn Carpenter supervises all Court personnel, manages all Court projects, oversees all Court policies and acts as a liaison between the Court and the community agencies. Carpenter also hold the role of Chief Probation Officer for the Court.

FAMILY AND CHILDREN FIRST COUNCIL COORDINATOR

The Hancock County Juvenile Court is the Fiscal Agent for the Family and Children First Council in 2018. In October 2018, Margaret Grandbois was hired as the Coordinator for the Council and is an employee of the Court.

PROBATION DEPARTMENT

Chief Probation Officer: The Chief Probation Officer manages the Probation Department and probation officers, as well as those individuals assigned to the Specialty Dockets, implements new programs and procedures for the probation department of this Court and conducts evening surveillance, as needed. This officer is the back-up to the Judge for law enforcement if they are requesting that a youth be detained for a delinquent act that has been committed. In addition, this position serves as the internal OSHA contact and addresses human resource issues.

Deputy Probation Officers: The Deputy Probation Officers supervise an assigned caseload of juveniles who have interim Orders placed upon them by the Court, have been placed on probation, and/or have been released from placement and are on aftercare. The role of deputy probation officer often involves acting as liaison between the Court, schools, and other community agencies. They are required to regularly conduct evening surveillance and maintain approximate monthly face-to-face contact with youth under their supervision that are in out-of-home placements. These officers are required to complete pre-dispositional reports, including Ohio Youth Assessment System assessments and Adverse Childhood Experience questionnaires, and provide memorandums and recommendations to the Court for youth in which they have been assigned. All probation officers are trauma informed trained and also trained in motivational interviewing.

Title IV-E Coordinator/Deputy Probation Officer: In conjunction with the responsibilities associated with a Deputy Probation Officer, this officer is also responsible for all matters related to the Title IV-E Court, including the completion of initial and ongoing paperwork required by the Ohio Department of Job and Family

Services, the ability to obtain and maintain access into the Statewide Automated Child Welfare Information System (SACWIS), acts as a liaison between the Court and community partners, assesses all youth determined to be Title IV-E eligible, and manages both the Grand Program and Pro Se Clinic. In addition, this officer is responsible for finding appropriate placements for youth who require a more restrictive environment when placement within their home is not an immediate option, including maintaining the Ohio Department of Youth Services Subsidy Grant.

Family Dependency Treatment Coordinator/Truancy Court Coordinator: The Family Dependency Treatment Coordinator/Truancy Court Coordinator has the responsibility of planning, implementing, and operating both the Family Dependency Treatment Court Docket and the Truancy Court Docket, including maintaining communication with the Specialized Docket Standards Committee of the Supreme Court of Ohio for program certification. The Coordinator acts as the liaison between the Court, community partners, the Supreme Court of Ohio, Children's Services, and other treatment agencies. The Coordinator manages all referrals to the program and to community partners for assessment, treatment, and clinical services, and oversees daily activities required for maintenance of the organization's docket files and records. In addition, the Coordinator prepares and submits program statistical data, explores grant opportunities, and monitors program reports as required by the Court and program funding sources. This position is also responsible for arranging and facilitating the Pre-Court Truancy Conferences and attends Attendance Conferences, when available, as arranged by the local school districts.

Court Security/Process Server: The Court Security/Process Server is responsible for general safety and protection of the Judge and Magistrate, but also assists in the overall safety and security of the Courthouse when they are on site. Other duties entail the service of various Court documents that include summons/hearing notices and subpoenas, but also include a variety of other documents for both the Probate and Juvenile Court.

COURT SECURITY/PROCESS SERVER

In addition to providing safety and security for the Judge and Magistrate within the Court, the Court Security team also makes service of Court documents within the community. In 2022, the Court's Security/Process Server Division continued with in-person paper service. In all, there were five-hundred, nineteen (519) successful paper service attempts. Of those, three-hundred, twenty-nine (229) were Juvenile Court specific, one-hundred, seventy-seven (177) were Subpoenas, ten (10) were Probate Court specific, and the remaining three (3) were for miscellaneous service needs/requests. The total number of successful service attempts is an increase of eighteen, point twenty-two percent (18.22%) from 2021.

CLERICAL STAFF

Fiscal Chief Deputy Clerk: The specific duties of this clerk include purchasing supplies and equipment, paying the Court's bills, preparing the payroll and preparing monthly, quarterly, and annual financial/statistical reports, as well as balancing the monthly checkbook and cash book and disbursing monies collected to the proper fund or person. This clerk also assists in preparing the applications for the grant that the Court receives from the Ohio Department of Youth Services and administers the finances of that grant, as well as IV-E monies received. This Clerk also administers the finances and billing for the Family Dependency Treatment Court and the Family and Children's First Council.

Operations Chief Deputy Clerk: The specific duties of this clerk include supervising the clerical department, monthly reporting to the Bureau of Criminal Investigations and Bureau of Vital Statistics, processing Appellate filings, and issuing statements for past due Court costs owed to the Court. This position is currently unfilled and the duties are being divided among other employees.

Deputy Clerk: The responsibilities of the Deputy Clerk include interacting, assisting, and waiting on citizens of Hancock County and other members of the general public, acting as the Judge's bailiff, preparing journal entries for the Court, setting and maintaining the Court's docket, receive, review, and open new filings, enter proceedings, respond to in-person and telephone inquiries, process and collect fees, maintain a working knowledge of the Probate and Juvenile Court, perform general administrative office duties that are required to maintain the operation of the Court, and any/all other duties assigned by the Judge that are necessary in carrying forward her mission of the Court to the community as a whole. All clerks are cross-trained to improve customer service by limiting the number of contacts needed to fulfill the needs of the public. There are currently two unfilled deputy clerk positions at the Court.

Records Clerk: The responsibilities of the Records Clerk include; maintaining Court records in conformance with the retention schedule, coordinating the microfilming of documents, oversight concerning the shredding of documents after reaching the mandatory time of retention or upon completion of microfilming, maintenance of microfilm and assurance that an adequate backup exists for the Court. In addition, this clerk is also responsible for the scanning of past Court records into the case management system. Many of these records become accessible to the general public which assists in access to the Courts in a manner that is more convenient to the consumer. This is a part-time position.

LEGAL/STUDENT INTERNS

The Court did not have any legal interns or students in 2022 due to space constraints.

CONTINUING EDUCATION OF COURT PERSONNEL

The Judge, Magistrate, probation, placement, and clerical staff attended several educational conferences related to their specific job duties and/or continuing education requirements. Due to the pandemic, all trainings were attended remotely.

CASES INVOLVING CHILDREN who are charged can result in a number of consequences to the child and family. These can range from a child being bound over to be tried as an adult, to Court orders requiring compliance. In a typical delinquency case, the Court uses a graduated sanction method with orders of compliance and maintaining the child in their home. In those cases where the child cannot be maintained in their home, an out of home placement, detention, or residential placement is the next step. In most cases, placement at the Ohio Department of Youth Services, or prison for children, is used only when all other services have been tried and have been found to be unsuccessful.

BINDOVERS

In certain cases, a youth can be bound over and tried as an adult. That process begins with the filing of such a request by the prosecutor in Juvenile Court. As in 2021, there were no youth certified to the Hancock County Grand Jury for further proceedings in calendar year 2022.

SERIOUS YOUTHFUL OFFENDERS

Effective January 1, 2002, S.B. 179 went into effect which allows the Court to find a juvenile to be a “serious youth offender” which constitutes the youth being sentenced to the adult system in conjunction with the youth’s juvenile disposition. The adult sentence is suspended on the condition that the youth successfully completes their commitment to the Ohio Department of Youth Services including parole from ODYS and/or successfully completes the placement at the Juvenile Residential Center of Northwest Ohio including the aftercare program as set forth by this Court and JRC. Blended sentence eligibility is determined on the juvenile’s age, felony level, and whether the act charged is “enhanced.”

In 2022, there were no youth found to be “serious youth offenders.”

OHIO DEPARTMENT OF YOUTH SERVICES

As in calendar year 2021, there were five (5) male youth committed to the Ohio Department of Youth Services (DYS) during calendar year 2022. There were no female youth committed to the DHS in 2021 or 2022. Each youth was sentenced to DHS after having failed at least one (1) alternative placement which afforded them services to correct their behavior. One (1) of these commitments in 2022 was a revocation back into the Ohio Department of Youth Services for violations committed by the youth of their parole conditions.

JUVENILE RESIDENTIAL CENTER OF NORTHWEST OHIO

There were four (4) male youths placed at the Juvenile Residential Center of Northwest Ohio and one (1) male youth placed at North Central Ohio Rehabilitation Center during calendar year 2022, after the Court suspended a commitment to the Ohio Department of Youth Services upon the youth's cooperation and successful completion of programming and subsequent aftercare/probation. Placement at JRCNWO/NCORC decreased at the rate of twenty-eight point fifty-seven percent (28.57%), as compared to 2021. Seven (7) male youth were successfully released from JRCNWO in 2022, and another was released unsuccessfully and placed at the Ohio Department of Youth Services.

DETENTION

Detention is another alternative to use with children. Hancock County does not have its own detention center. Instead, the Hancock County Juvenile Court contracts with Wood County for use of its detention center for a cost of ninety dollars (\$90.00) per day that a juvenile is detained. In 2022, sixty-six (66) males and forty-three (43) females were detained at the Wood County Juvenile Detention Center for a total of one-thousand, eight hundred, eighty-two (1,882) days. This figure reflected an increase of twenty-six, point forty-eight percent (26.48%) from detention days used in 2021. One-hundred-seventy-three thousand, seven-hundred, forty dollars and zero cents (\$176,740.00) was paid to Wood County for the detention of these youth. This is an increase of thirty-five, point sixteen percent (35.16%) in detention dollars spent from calendar year 2021. These detention dollars are not only expended for housing youth, but also for obtaining drug screens, physical examinations, and any required medical needs deemed necessary by the staff at the Wood County Detention Center.

TITLE IV-E COURT

The Hancock County Juvenile Court became a IV-E Court in 2017. Title IV-E provides federal resources to help pay the cost of placements, administration and training for staff and providers of care. This allows the Court to assume full responsibility for placement and care of adjudicated unruly and delinquent children instead of placing them with the local children's services agency. The goal of the Title IV-E program is to work toward reunification of children with their parents by providing a case plan and services specifically tailored to correct the issues the child and family are having. One of the many requirements of the Title IV-E program is to maintain a minimum of monthly face to face contact with each youth at their placement location and a minimum of a monthly face to face contact with each of their biological or adoptive parents or legal guardians. Due to the pandemic, most of these contacts were conducted through video conferencing.

Between January 1, 2022 and December 31, 2022, three (3) youth, that were in the Care and Control of the Hancock County Juvenile Court, remained in placement from 2021, reflecting a neutral comparison from 2021. One (1) of these youth completed treatment and returned to their home in March, 2022. The other two (2) youth changed placements to a more restrictive environment, where they remained for 2022. Additionally, four (4) youth were placed outside of their home into treatment facilities, however unlike the prior youth mentioned, their custody status remained unchanged and were not removed from the custody of their parents. Of the four (4) youth that were in placement in a treatment facility in 2022, one (1) of these youth had been placed in a treatment facility in 2021, successfully completed treatment in 2022, and then returned to his parent's home. Two (2) of these youth completed treatment and returned home to a parent or caretaker in 2022. One (1) youth was placed in a treatment facility in 2022, and was initially in a cost-share agreement. Thirty (30) days into the cost-share, this youth was placed into the custody of Hancock County Children's Protective Services. The Court uses a variety of placements for children. Which placement is used for a particular child depends on that child's individual needs. During 2022, one (1) youth successfully completed the program at Abraxas Ohio, Inc., which specifically focused on the youth's substance abuse issues. One (1) youth successfully completed programming at Foundations for Living, which is a placement specializing in treating children with mental health and substance abuse issues. The other two (2) youth successfully completed programming at the Children's Center of Ohio (CCO), which is a treatment facility located in Patriot, Ohio that specializes in working with juveniles that have exhibited significant behavior issues. All four (4) of these youth were returned to their home after completing their respective treatment programs. The number of youths placed outside of their home for treatment purposes, but remaining in their caregiver's custody, reflects a decrease of thirty-three, point thirty-three percent (33.33%) from 2021.

PLACEMENT SERVICES

The Court removes youth from their home and places them in foster homes or residential treatment facilities licensed by the Ohio Department of Job and Family Services and/or the Ohio Department of Youth Services when it is determined they cannot be maintained safely in their home. The Court received one (1) grant to pay the costs of these placements. The placement grant operates on a fiscal basis, however, for the purposes of this report, the following statistics represent calendar year 2022. The out of home placement programs served nine (9) individual youth, five (5) males and four (4) females, representing a decrease of ten percent (10%) from the number of youths served in 2021. Three (3) male youth and one (1) female youth began 2022 already in an out of home placement. During 2022, four (4) female and five (5) male youth were terminated from placement, with one (1) male and one (1) female being terminated from one (1) placement and placed at another. The average length of stay at the various placement facilities/options ranged from three (3) to twelve (12) months. Out of home placement expenditures for 2022 was one- hundred fifty-eight thousand, ninety-one dollars and eighty-three cents (\$158,091.83). This amount reflects an increase of thirteen, point forty-five percent (13.45%) from those expended in 2021. Ohio Department of Youth Services grant monies in the amount of eighty-two thousand, eight hundred, sixty-five dollars and forty-two cents (\$82,865.42) were used for per diem (per day), room and board costs of placement., as well as Title IV-E monies in the amount of thirty-two thousand, eight hundred, thirty dollars and twenty-nine cents (\$32,830.29) and forty-two thousand, three hundred, ninety-six dollars and twelve cents (\$42,396.12) of general fund monies.

PROBATION

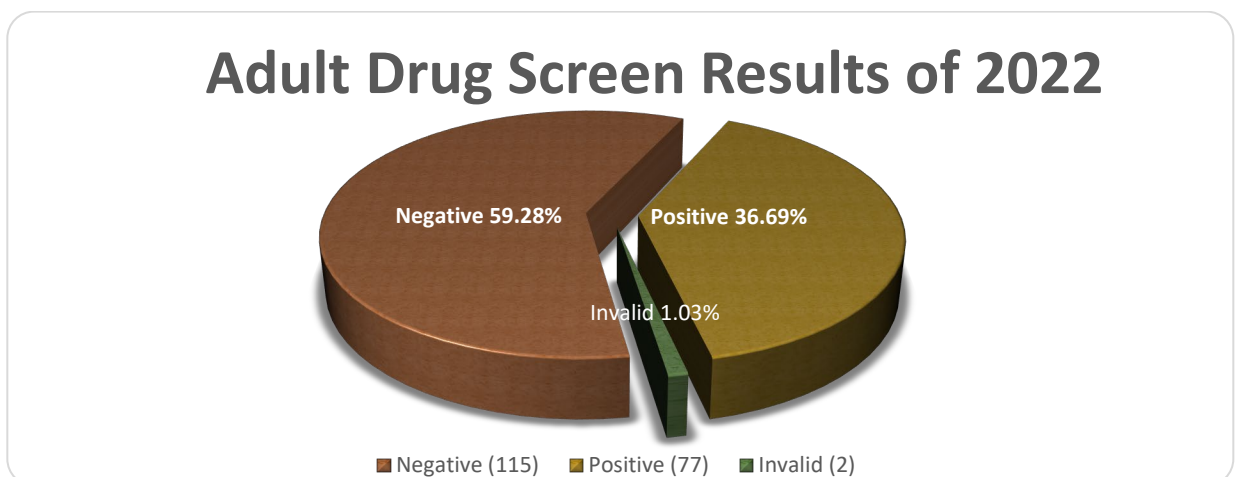
Probation is a community-based consequence used for delinquent children who are able to maintain placement in their home safely with a number of restrictions in place. The Court uses six (6) probation officers who monitor children who are placed on probation and also those children who are pre-disposition. The probation officers monitor children in a number of ways, including curfew checks, drug screens, and close communication with parents, school personnel, mental health counselors, and children's services caseworkers. The Court's probation officers are trained in motivational interviewing, have certifications in Trauma Informed Care, Effective Practices In Community Supervision (EPICS), and in the administration of the Ohio Youth Assessment System screening tool. In addition, the probation officers administer the Adverse Childhood Experiences (ACE) Questionnaire.

While being supervised on probation, youth and others under Court Orders, are required to provide urinalyses to the Court. This occurs both in the field, as well as the Court environment. These screens are obtained under direct observation and detect the following drug categories; 6-acetylmorphine (6AM-HEROIN), Amphetamines (AMP), Barbiturates (BAR), Benzodiazepines (BZO), Buprenorphine (BUP), Cannabinoids (THC), Cocaine (COC), ETG Alcohol (ETG), Ecstasy (MDMA), Fentanyl (FEN), Gabapentin (GAB), K2 PLUS (K2+), Ketamine (KET), Kratom (KRA), Methadone (MTD), Methamphetamines (MET), Morphine (MOR) (new panel reflects Opiates-OPI), Oxycodone (OXY), Phencyclidine (PCP), and Tramadol (TRA). In addition, the department has the ability to test for Carfentanil and also has an Alco-Sensor IV Breathalyzer that is used for any person suspected of being under the influence of alcohol.

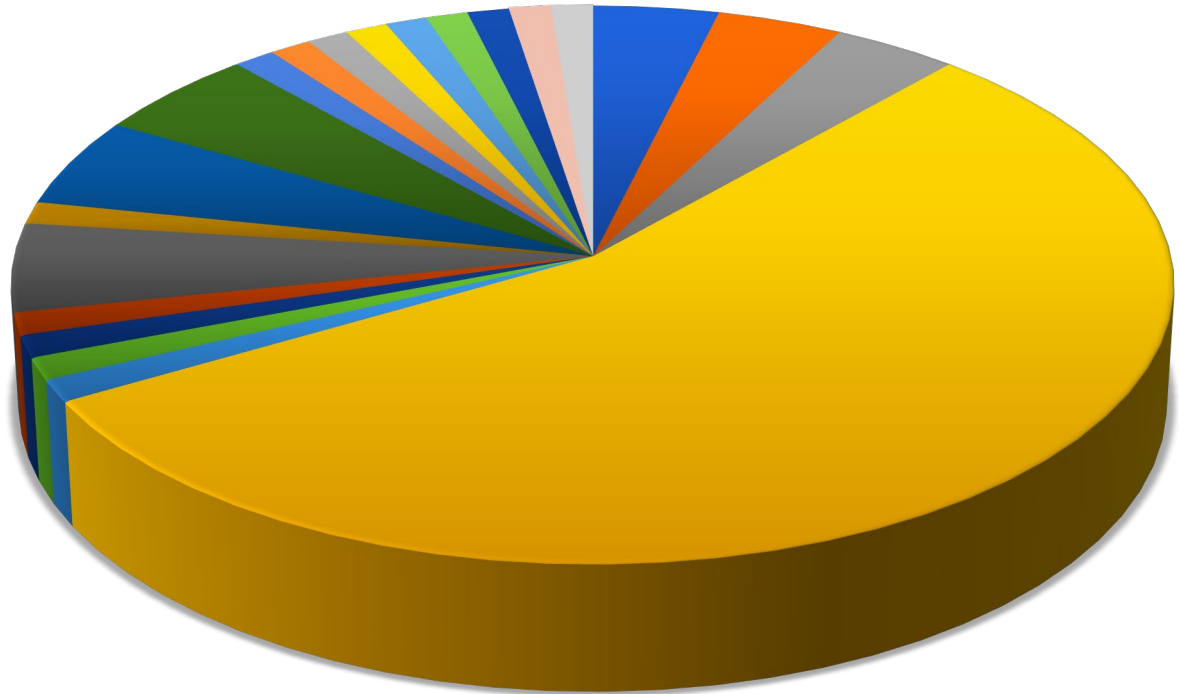
During 2022, the Probation Department used a total of one-thousand, one-hundred, eleven (1,111), twenty (20) panel Rapid Drug Screens. This reflects an increase of twelve, point ninety- one percent (12.91%) from the amount collected in 2021. Of those screens, nine-hundred, twenty-five (925), or eighty-three, point twenty-six percent (83.26%), tested negative for all illicit substances. This reflects a decrease of one, point nineteen percent (1.19%) from the percentage of negative screens collected last year.

Of the one-hundred, eighty-four (184) positive tests, seventy-seven (77) of them, or forty-one, point eighty-five percent (41.85%) were obtained from forty-four (44) individual adults. Of those, twenty-six (26) were female and eighteen (18) were male.

The breakdown of the adult test results are as follows:



2022 Breakdown: Adult Positive Screens

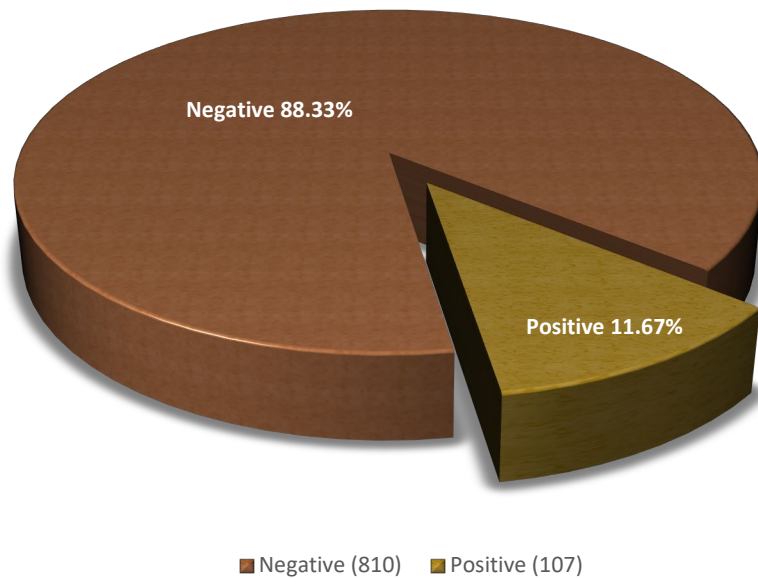


- | | |
|---|-----------------------------|
| ■ ETG (3) | ■ FEN (3) |
| ■ KRA (3) | ■ THC (43) |
| ■ AMP & MET (1) | ■ BUP & ETG (1) |
| ■ BUP & THC (1) | ■ BZO THC (1) |
| ■ CAR & FEN (4) | ■ COC & THC (1) |
| ■ ETG & THC (4) | ■ FEN & GAB (4) |
| ■ FEN & OPI (1) | ■ FEN & THC (1) |
| ■ AMP, MDMA, & MET (1) | ■ CAR, COC, & FEN (1) |
| ■ CAR, FEN, & MET (1) | ■ AMP, MDMA, MET, & THC (1) |
| ■ CAR, FEN, GAB, & THC (1) | ■ ETG, FEN, OXY, & THC (1) |
| ■ AMP, BUP, BZO, CAR, COC, FEN, & MET (1) | |

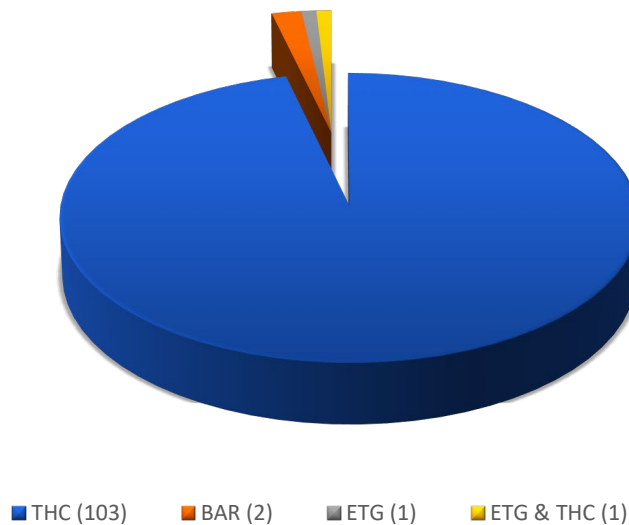
The remaining one-hundred, seven (107) positive samples were obtained from juveniles and accounted for fifty-eight, point fifteen percent (58.15%) of the positive tests collected. These screens were obtained from sixty-six (66) individual juveniles, forty-one (41) of which were male, while the remaining twenty-five (25) were female.

The breakdown of the juvenile test results are as follows:

Juvenile Drug Screen Results of 2022



2022 Breakdown: Juvenile Positive Screens



In 2022, the Probation Department continued administrating the Adverse Childhood Experience (ACE) Questionnaire to all youth Adjudicated for Delinquency or Truancy related offenses. This questionnaire is designed to assess the level of trauma that a youth

has experienced in their lives to date. In 2022, a total of seventy-two (72) ACE questionnaires were Ordered to be completed. The average score on the assessment was three (3), which was the same average in 2021, and the same average of all six-hundred, nineteen (619) assessments to date. In 2022, the average age of the person being assessed was fourteen, point ninety-seven (14.97) years, down from fifteen, point zero, eight (15.08) years in 2021. The lifetime average is fifteen, point sixteen (15.16) years. In addition, the Ohio Youth Assessment System (OYAS) Disposition Tool and/or Screener were also administered to the same individuals to determine their level of risk to recidivate, or commit future delinquencies or criminal offenses. In 2022, the average OYAS score was six, point seventy-one (6.71), which remains in the overall Low level of risk to recidivate, and down from the seven, point eleven (7.11) average score in 2021. The lifetime average score for the local administration of the OYAS is seven, point twenty-three (7.23). A total of forty-one (41) males and thirty-one (31) females were assessed during 2022. In all, six-hundred, seventeen (617) youth have been assessed, which includes three-hundred, seventy-seven (377) males and two-hundred, forty (240) females.

During 2022, thirty-seven (37) youth were placed on probation. Of those, twenty-one (21) were male and sixteen (16) were female. Thirty-six (36) youth were discharged from probation. A total of twenty-two (22) males and fourteen (14) females were released. Of those, twenty-seven (27), or seventy-five percent (75%) were successfully released, five (5), or thirteen, point eighty-nine percent (13.89%), were unsuccessfully terminated, and the remaining four (4), or eleven, point eleven percent (11.11%), were discharged neutrally, either based on aging out of the system, relocating, or having the Court of original jurisdiction terminate their probation. Fifteen (15) males and twelve (12) females were successful, while five (5) males were determined to be unsuccessful, and two (2) males and two (2) females were neutrally discharged.

ELECTRONIC MONITORING

An alternative for detention is electronic monitoring. The Hancock County Juvenile Court uses electronic monitoring to ensure the child and community are safe while still attempting to provide services to the youth in their home. Throughout 2022, a total of thirty-nine (39) individual youth were sanctioned with electronic monitoring for a total of two-thousand, one-hundred, forty-one days (2,141) days. This reflects an increase of thirty percent (30%) in the number of youth sanctioned with electronic monitoring from 2021, and also an increase of eleven, point thirty-nine percent (11.39%) in the number of days youth spent on electronic monitoring as a sanction. The total cost for this alternative to incarceration was seventeen-thousand, one-hundred, ten dollars and seventy-five cents (\$17,110.75) and yielded an annual savings of one-hundred seventy-five-thousand, five-hundred, seventy-nine dollars and twenty-five cents (\$175,579.25) versus the approximate cost to incarcerate youth for that same period of time. The amount spent on electronic monitoring services reflects an increase of thirteen, point zero, five percent (13.05%) and the amount of detention funding saved based on using this sanction in lieu of incarceration reflects an increase of nineteen, point forty-seven percent (19.47%) from 2021. The current savings to the Hancock County Juvenile Court since the implementation of Project P.E.A.C.E., which was the time period in which these statistics began being tracked, has reached one-million, nine-hundred eighty-one-thousand, five-hundred, seventy dollars and twenty-five cents (\$1,981,570.25).

CURFEW CHECKS

Like electronic monitoring, curfew checks began with funding through the Probation Enforcement Accountability & Compliance Effort in 2002. This grant was funded through the Juvenile Accountability Block Grant (JABG) from the Ohio Department of Youth Services to allow the Probation Department of this Court to monitor adjudicated and pre-adjudicated youth in the Findlay/Hancock County area by conducting curfew/compliance checks. Although the grant went away in 2006, the Court has continued Project P.E.A.C.E. due to the effectiveness of the program.

A child who is given a curfew is expected to be at home after curfew unless they are working, attending a pre-approved pro-social activity, or is accompanied by a parent at another location. A total of seven-hundred, thirty-six (736) probationers or Court-Ordered youth were checked upon and five-hundred, ten (510) were found to be present at the time of the checks. The compliance rate for that calculation is sixty-nine, point twenty-nine percent (69.29%). After the "Notice of Suspected Probation Violation" form was considered and reported upon by each of the probationer's parent/guardian, the compliance rates rose to ninety-nine, point eighteen percent (99.18%), reflecting that seven-hundred, thirty (730) of the total seven-hundred, thirty-six (736) probationers or Court-Ordered youth checked on were compliant with their probation/Court established curfew guidelines. In all, three-thousand, seventy-two (3,072) miles were driven in the course of completing evening surveillance during this reporting period. Based on the fact that evening surveillance was not resumed until April, 2021, due to COVID-19, there is no viable comparison data from 2021.

TRUANCY COURT

According to the United States Department of Education's 1996 *Manual to Combat Truancy*, skipping school is a cry for help and a signal that the child is in trouble.

Read more: <http://www.healthofchildren.com/T/Truancy.html#ixzz6vbSddMDv>

The Hancock County Juvenile Court partners with the Findlay City School District and the Hancock County Educational Service Center to identify those children who are truant early so that effective interventions can be put in place. Prior to any child being charged with truancy formally in Court, the local district first holds an attendance conference with the child and family with school and Court personnel present. During the 2022 calendar year, one thousand, four-hundred, fifty-two (1,452) students were invited to an attendance conference from Findlay City Schools. Since these did not resume until September, 2021, there is no viable comparison between the years.

The second step for youth that experience attendance concerns is to attend a Pre- Court Truancy Conference. A total of fifty-nine (59) of these conferences were held for elementary youth and an additional one hundred, twenty-two (122) were conducted with middle and high school aged youth, for a total of one hundred, eighty-one (181) conferences being held at the Court during 2022. This amount reflects an overall decrease of forty-nine, point sixteen percent (49.16%), in comparison to 2021.

If the two (2) interventions still do not correct the truancy issue, a formal complaint is filed with the Court. Once adjudicated for Truancy, the child is ordered into the Truancy Court program. The mission of the Hancock County Juvenile Court's Truancy Court is to work with the students, families, and school personnel of Hancock County to promote increased

school attendance, student accountability, and caregiver responsibility by providing positive reinforcements and the use of graduated sanctions. Truancy Court consists of three (3) steps. Advancement is not solely based on preset timelines, but there are a minimum number of hearings required to successfully complete each step. Progression through the program is based upon each participant's compliance with school attendance and other Orders made by the Court. Poor school behaviors and/or lack of compliance with counseling recommendations may hinder a participant from progressing through the program. School grades are discussed, but academic performance is not the sole criteria to prevent a participant from advancing through the program. This program was started in 2015, and was initially a certified docket program through the Ohio Supreme Court. However, certification changes through the Ohio Supreme Court has made re-certification impossible, since Truancy Court is not a "Drug Court."

In 2022, a total of thirty-two (32) participants were served through the Truancy Court program. Of those, twenty-one (21) were female and eleven (11) were male. Eighteen (18) participants were successfully discharged, while three (3) participants, one (1) male, and two (2) females, were unsuccessfully terminated from the program. Two (2) male participants were neutrally discharged, both due to being placed into the custody of Hancock County Job and Family Services, Children's Protective Services Unit, and being placed out of the county. Throughout the year, there were sixteen (16) new participants entered into the program, and eight (8) remained enrolled at the end of the calendar year. The number of participants served reflects a decrease of twenty-five, point fifty-eight percent (25.58%).

It should be noted that much of the continued decreases described above can be directly associated with House Bill 410, which became effective on April 06, 2017, and, among other changes, measures absences in hours, not days missed, and requires local school districts to create and implement intervention strategies on a pre-determined time schedule prior to any Court intervention being permitted.

DIVERSION

Research shows that diverting youth who have committed minor offenses away from the system, and towards community-based treatment and support options, is a more appropriate response than confinement, and a more productive way of addressing and preventing future delinquency. In addition, formally processing youth through the juvenile justice system, at times, can do more harm than good by perpetuating delinquency through "labeling" and exposing youth to circumstances within juvenile detention or correctional institutions that may increase their propensity to commit delinquency offenses.

Tier 1 Diversion:

The purpose of the Diversion program is to have a single, EPICS trained, probation officer, referred to by the youth and families being served as their Diversion Officer, assigned to cases in which youth, age ten (10) to seventeen (17), are diverted from formal Adjudications for first time offenses, with the goal of changing their trajectory into the Juvenile Justice System. This officer, or their immediate supervisor, will review law enforcement reports and Complaints received by the Court from the Hancock County Prosecutor's Office, prior to being scheduled for Arraignment, to determine whether or not the youth qualifies for Diversion. In addition, the officer, or their supervisor, will review

reports received through the Handle with Care notifications to determine if Diversion is appropriate in those cases. This officer or their supervisor will, in essence, be the gatekeepers for all formal requests for youth to be charge in the Juvenile Court, while also assessing the informal notifications from outside agencies seeking to assist families with the necessary supports and referrals in order to prevent formal requests for unruly/delinquent Complaints from being filed.

Once determined to initially qualify for diversion services, the assigned officer will administer the OYAS Diversion Tool to establish their level of risk. In most cases, youth in the Low/Moderate risk levels will be accepted, however, an occasional High- risk youth may be considered appropriate as well. Once formally accepted into diversion, a diversion contract/agreement will be created by the officer and the youth/family, outlining the expectations of diversion. The officer will check in with the youth and family approximately one (1) time per month, until the established goals are met. This process will take no less than thirty (30), but no more than one-hundred eighty (180) days to complete.

Tier II Diversion: SAFETY (Systemic Approach For Engaging Targeted Youth)

This officer will also work with youth that have been displaced from their home due to an act of violence where the child was the perpetrator. This displacement would be to a respite foster home, in lieu of juvenile detention, or juvenile detention if respite foster care is unavailable or inappropriate at the time of law enforcement contact, and follow a non-formal tract through the juvenile justice system. These cases, specifically, would be assigned to a multi-disciplinary treatment team, consisting of the Juvenile Prosecutor, Assistant Public Defender, local community mental health, Hancock County Job and Family Services, Child Protective Services Unit, and the assigned probation officer, to work with the family in developing a short-term therapeutic intervention that returns the youth to their natural environment with the necessary services in place to create long-term success. This officer will work with youth age ten (10) to seventeen (17), who are arrested for, or are alleged to have committed, an act of violence within their home, in which they are the identified perpetrator. Local law enforcement, at the time of their interaction with the family/situation, would contact an assigned foster care provider to place the youth into respite, in lieu of requesting that they be transported to the contracted juvenile detention center. Law enforcement officers may determine that placement in juvenile detention is necessary, at which time a call would be placed to the Judge. Both scenarios will be assessed for entry into the Diversion Program, but would follow a non-formal or semi-formal path, depending on the initial determination made by law enforcement and the Hancock County Prosecutor's Office. In cases in which a youth is placed at the detention center initially, a successful outcome would be for that case to never move to Disposition. This process, due to many familial factors that will need to be addressed, may take longer to accomplish than the Tier I Diversion. As a result, this process is presumed to take no less than ninety (90), but still no more than one- hundred eighty (180) days to complete.

In 2022, Diversion served twenty (20) individuals in Tier I, and increase of one-hundred, twenty-two percent (122%) from 2021. In addition, there were eighteen (18) youth served in Tier II, and increase of one-hundred, fifty-seven percent (157%) from 2021. The identified respite home associated with the SAFETY program was utilized six (6) occasions for a total of nineteen (19) days. The number of youth placed into respite reflects a decrease of forty-five, point forty-five percent (45.45%) and the number of respite days utilized reflects a decrease of forty-seven, point twenty-two percent (47.22%), when compared to 2021.

CASES INVOLVING ADULTS The Hancock County Juvenile Court has jurisdiction over some types of adult cases. Those cases include Paternity actions including child support where the parents are unmarried and contempt charges for failure to pay child support in paternity actions. Cases where grandparents or other relatives seeks custody of children, adults charged with Contributing to the Delinquency or Unruliness of a Minor and cases where children are removed from their parents due to Abuse, Neglect or Dependency are under the jurisdiction of the Court.

Adult Paternity:

Adult Paternity cases involve the establishment of parental responsibility, child support, visitation, and custody matters pertaining to unmarried individuals in which a child was produced. These cases often involve parties that are pro se, meaning that they represent themselves throughout the Court proceedings. These cases have the potential to be highly volatile, as the content of hearings include the parenting abilities of each party, the frequency of visitation, and the amount of child support needing to be paid by one (1) party to the other. In 2022, there were one-hundred, thirty-six (136) Parentage cases filed, an increase of forty-six, point twenty-four percent (46.24%), from the ninety-three (93) filed in 2020. In addition, cases involving the Modification of Support decreased by sixty-nine, point sixty-one percent (69.61%), from one-hundred, eighty-one (181) in 2021, to fifty-five (55) in 2022. Change in Custody cases also decreased, by thirty-one, point ninety-one percent (31.91%), from one-hundred, forty-one (141) cases in 2021, to ninety-six (96) in 2022.

Motions to Show Cause (Child Support Contempt):

Child Support Motions to Show Cause (Child Support Contempt) are filed when an individual is alleged to have violated a Court Order that pertains to failing to pay their child support obligation, failing to maintain proper communication with their caseworker from the Child Support Enforcement Agency (CSEA), or both. In 2022, there were ninety-five (95) of these cases filed. This is a decrease of sixteen, point sixty-seven percent (16.67%) from last year.

Adult Contributing:

Adult Contributing cases are offenses by adults in which the aid, abet, cause, encourage, or contribute to a child or a ward of the Juvenile Court to become an unruly or delinquent child, or act in a way tending to a child to do so. While many of the cases before the Court are those in which a parent, guardian, or custodian fails to require a child under their care to attend school as required, or follow through with the instructions of a school district to comply with requirements associated with an excused absence, not all of them are. Contributing to Unruliness or Delinquency of a Minor is a Misdemeanor of First Degree and can carry with it a fine of up to one-thousand dollars (\$1,000.00), six (6) months in jail, or both. In 2022, there were twenty-eight (28) of these cases filed, an increase of thirty-three, point thirty-three percent (33.33%) from the twenty-one (21) cases filed in 2021.

SAFETY PHASE II

The purpose of SAFETY Phase II is to work with parents that are charged with Contributing to the Delinquency of a Minor due to their child(ren)'s school attendance. These cases, specifically, are assigned to a Multi-Disciplinary Treatment (MDT) Team, consisting of the

assigned probation officer and the school in which the child(ren) attend, to work with the family in developing a plan to eliminate barriers to school attendance. A Contributing to the Delinquency of a Minor charged is filed by the Hancock County Prosecutor's Office, or a school, alleging that the parent directly contributed to the minor's truancy. The parent must plea "Guilty" to the charge to be eligible, however, formal sentencing is withheld by the Court, in order to provide the parent with an opportunity to successfully complete the diversion requirements. If a successful completion is achieved, the charge is dismissed by the Court. SAFETY Phase II began in February, 2022. Between the launch of the program and December 31, 2022, fifteen (15) cases were handled by the MDT. Eleven (11) of those cases involved females and four (4) males. Due to the timeline of the MDT equaling the timeframe of an academic year, fourteen (14) of these cases continued into 2023. One (1) case ended in an unsuccessful termination, and ultimately a conviction, due to unexcused hours of absences continuing to accumulate while in the program. The remaining fourteen (14) cases remain active.

FAMILY DEPENDENCY TREATMENT COURT

It is the mission of the Family Dependency Treatment Court (FDTC) of Hancock County to serve the best interests of children by providing collaborative evaluation and treatment services for substance abusing parents who have lost, or are at risk of losing, custody of their children to abuse, neglect, or dependency. These intensive services will improve the mental health of parents and the well-being of their children through intervention and treatment in a holistic, strength-based, community-supported justice system. The program was created in the Hancock County Juvenile Court in September 2016 and is accredited through the Ohio Supreme Court's Specialized Docket division.

During 2022, the FDTC has used the Global Appraisal of Individual Needs (GAIN) assessment tool on forty-four (44) individuals. There were an additional thirteen (13) assessments ordered that were unable to be completed by the end of the year. The specialized docket served seven (7) individuals who had their children removed from their care by the Court and had an open case with the Job and Family Services, Child Protective Services Unit for reasons that are a direct result of a substance use disorder. Of those, there was one (1) successful termination, one (1) unsuccessful termination from the program, and zero (0) neutral terminations. There was one (1) additional referral made to the Family Dependency Treatment Court prior to the end of 2022. The number of GAIN assessments Ordered reflects an increase of twenty-two, point twenty-two percent (22.22%) and the number of participants served reflects a decrease of twelve, point fifty percent (12.50%), when compared to the statistics from 2021. Throughout 2022, participants involved in the FDTC continued to meet bi-weekly with the Judge and were overall successful in navigating their services despite the interruptions in service.

GRAND PROGRAM / PRO SE CLINIC

The Grand Program was created in 2017 in response to the opiate epidemic which resulted in a large number of grandparents and other family members seeking custody of children through Hancock County Juvenile Court. Many grandparents and relatives struggled with questions regarding accessing funds and services to assist with the care of children who suddenly became a part of their home. To that end, the Court provides a Grand Program Coordinator who will meet with the grandparent or relative and answer questions, provide information on services and how to access them. In 2022, the Grand

Coordinator assisted seventy-three (73) families, reflecting an increase of forty-eight, point ninety-eight percent (48.98%) from 2021. The families who did meet with the Coordinator were provided with information regarding Medicaid, cash assistance, daycare, food stamps, PRC for Non-Parent Caretaker program, Workforce Development Services, CRAFT program, Grand Love Support Group, NAMI Kid shop, Mental Health and Support services through NAMI, A Renewed Mind, Lutheran Social Services, Pathways Christian Counseling, Promedica Behavioral Health, Family Resource Center of Northwest Ohio, Inc., Christian Clearing House, Associated Charities, Children's Mentoring Connection, Head Start, WIC, Coats for Christmas, Stuff the Bus, Family Dependency Treatment Court, No Wrong Door Service Referral Guide and emergency contact numbers for Mental Health and Crisis Services.

The Pro Se Clinic was established in conjunction with the Grand Program, in order to provide grandparents and other relatives with legal assistance in filling out the paperwork for custody for non-parent caregivers. The clinic also will work with any indigent person to complete paperwork. Initially local attorneys assisted with the clinic, however recently Legal Aid of Western Ohio is now volunteering their services for the Pro Se Clinic. The Pro Se Clinic assisted twelve (12) families in 2022, reflecting a decrease of forty-five, point forty-five percent (45.45%) from 2021.

FINANCES

The Court collected a total of seventy thousand, thirteen dollars and ninety-eight cents (\$70,013.98) in fines and Court costs in 2022. These amounts were remitted to various state and local treasuries as required by the Ohio Revised Code and reflect a decrease of eight, point sixty-nine percent (8.69%) from 2021.

A total of three-thousand, six hundred, eighty-eight dollars and ninety-nine cents (\$3,688.99) in Court ordered restitution was collected and remitted to victims of juvenile crime. This reflected a decrease of fifty-three, point ninety-nine percent (53.99%) from 2021. In addition to restitution paid through the Court, a number of youths were ordered to write a letter of apology to their victim(s) regarding the incident that brought them to Court.

The Court's Special Projects Fund, for cases involving juvenile delinquency collected eight thousand, four-hundred, eighty dollars and thirty cents (\$8,480.30), which reflected a decrease of ten, point seventy-nine percent (10.79%) from 2021.

During 2022, the Court collected one-thousand, six-hundred, seventy-two dollars (\$1,672.00) in probation fees. This is a decrease of seven, point forty-four percent (7.44%) from 2021. The Court costs collected for the computer fund in 2022 were two-thousand, seven-hundred, ninety-three dollars and forty cents (\$2,793.40). This was a decrease of four, point eighty-three percent (4.83%) from 2021.

VIDEO-CONFERENCING

In February of 2015, began using video-conferencing technology to conduct hearings with persons held outside of Hancock County. This was primarily used with youth housed at the Wood County Juvenile Detention Center in Bowling Green, Ohio. These hearings afforded the parties the ability to be present for the proceedings without the transportation expenses and logistics of having them physically brought to the Court. In 2022, eighty-

three (83) juvenile detention hearings were held via video-conferencing, a decrease of three, point forty-nine percent (3.49%) from 2021. Of those, seventy-four (74) youth, or eighty-nine, point sixteen percent (89.16%), were Ordered to remain in custody. The remaining nine (9) youth, or ten, point eighty-four percent (10.84%), were Ordered released and the youth's caregiver or designee was then required to pick the youth up from the detention facility in Bowling Green, Ohio. This technology can be attributed to saving Hancock County Sheriff's Deputies two (2) roundtrips with each youth Ordered to remain in custody and one (1) roundtrip for those youth Ordered to be released. In all, the use of video-conferencing saved a total of one-hundred, fifty-seven (157) roundtrips to Bowling Green, Ohio by Deputies of the Hancock County Sheriff's Office. In addition to that fact, the use of video-conferencing also increased the overall safety of all parties within the Courtroom and limited the number of occurrences that youth were required to be restrained, which is a trauma informed approach. In 2022, the only time video-conferencing was used was for detention hearings, unlike in years past when the video-conferencing equipment was used for hearings regarding Motions filed for youth in the care of the Ohio Department of Youth Services (ODYS), as well as for adult hearings, such as contested adoptions or Permanent Custody hearings, with parties being incarcerated elsewhere, that require extensive planning and transportation/housing requirements from the Hancock County Sheriff's Office if the Court would have required the parties to appear in person.

OTHER AGENCIES

The Court often finds it necessary to refer youth to various community agencies for evaluations, counseling, and/or treatment. A brief description of the services rendered by the most commonly used community service agencies are listed below.

Children's Resource Center: The Court paid one-thousand, two-hundred, fifty-nine dollars and forty-seven cents (\$1,259.47) to this agency for youth at the Wood County Juvenile Detention Center that needed various forms of crisis intervention. This amount reflected a decrease of forty-seven, point sixty-one percent (47.61%) from 2021. Upon a youth being detained at the Wood County Juvenile Detention Center, the staff at the detention center may determine that a youth warrants a crisis intervention, at which point CRC is called upon to assess the situation and provide recommendations to the facility to improve the safety of both the youth and others. In addition to crisis intervention at JDC, the Court has also contracted with CRC to bring Functional Family Therapy (FFT) to Hancock County. FFT is a three-stage, evidenced-based treatment approach, that works with the entire family unit, and within the home, of a youth, aged eleven (11) to eighteen (18), that has been identified as having behavioral, as well as mental health concerns, over the course of three (3) to six (6) months. The assigned FFT therapist served twenty-six (26) clients in 2022, up from twelve (12) families over the course of 2021. Of those, nineteen (19) completed programming, and the remaining seven (7) families remained in programming at the beginning of 2023. This was done at the cost of sixty-one thousand, thirty-four dollars, and sixty-nine cents (\$61,034.69).

Family Resource Center of Northwest Ohio, Inc.: The Court referred numerous youth and their families to Family Resource Center of Northwest Ohio, Inc. during 2021. Mental Health and Substance Abuse Services may include, but are not limited to, Diagnostic Assessment, Individual and Group Therapy, Intensive Home-Based Treatment (IHBT), Integrated Co-Occurring Treatment (ICT), Eye Movement Desensitization and Reprocessing (EMDR), Problematic Sexual Behavior Treatment, Crisis Intervention,

Psychiatric Services, Community Psychiatric Support Services, Moral Reconciliation Therapy (MRT), Case Management, Mobile Response Stabilization Services (MRSS), Peer Support, as well as various prevention and education programs, including Parent Project Jr. and Parent Project Sr.

Open Arms Domestic Violence and Rape Crisis Services: In 2022, two (2) youth, both males, attended the Violence Recovery Project for Juveniles. This reflects a decrease of seventy-one, point forty-three percent (71.43%) in the total number of participants from 2021. During the year, one (1) youth successfully completed all of the program requirements, and one (1) was unsuccessfully discharged. Youth are required to attend this program because the offense that brought them to Court alleged that they caused or threatened to cause physical or emotional harm against a family or household member, or against a person in which they are involved with, in a dating relationship. The primary objective of this program is to help create a safe and healthy family by understanding, taking responsibility for, and changing abusive behaviors. The program itself is comprised of twenty-six (26) weekly sessions and the youth referred for programming are responsible to pay the thirty dollar (\$30.00) intake fee, and twenty-five dollar (\$25.00) weekly session fee established by Open Arms. A sliding fee scale is available to those who qualify.

Beginning June 17, 2010, Ohio Revised Code Section 2151.35, Civil Protective Orders against a Minor, became effective. The CPO's against a minor are required to be filed in the juvenile Court of the county where the Petitioner resides. Open Arms Domestic Violence and Rape Crisis Services assists petitioners with the filing of appropriate paperwork required by law. Personnel from Open Arms may also accompany petitioners to the Court hearings if they deem it necessary. In 2022, the Court had fourteen (14) CPOs filed, which is an increase of one-hundred percent (100%) from the number filed in 2021.

Psychological Assessments: In 2022, there were two (2) juveniles, one (1) male, one (1) female, that were referred for an evaluation at the Toledo Court Diagnostic and Treatment Center, compared to four (4) males in 2021. In addition, there were five (5) referrals, two (2) adult males, two (2) adult females, and one (1) juvenile female, to an independent clinical psychologist in 2022, compared to one (1) juvenile male, one (1) juvenile female, and one (1) adult female being referred in 2021.

STATISTICS

A total of one-thousand, forty-five (1,045) cases were filed with the Court in 2022. In addition, one-thousand, twenty-three (1,023) cases were disposed of during the year. The information regarding the number of cases disposed of reflects only the number of hearings where dispositions were rendered. Many cases involved several Court hearings, as a result of denials, continuances for trial, pre-trial, and review hearings following the actual dispositional hearing. These figures reflected a decrease of zero, point twenty-nine percent (0.29%) in the matters filed, and a two, point forty-eight percent (2.48%) decrease in matters terminated by the Court when compared to 2021.

In related data, there were thirty-five (35) felony level offenses terminated in 2022, which is an increase of twelve, point ninety percent (12.90%) from the same category in 2021. When comparing male versus female statistics with regard to felony level terminations, the number of felony level male offenses increased from nineteen (19) to twenty-two (22), or by fifteen, point seventy-nine percent (15.79%). Comparatively, the number of felony level

female offenses increased from twelve (12) to thirteen (13), or by eight, point thirty-three percent (8.33%). Adjudicated felony offenses included the following charges: seven (7) Disseminating Matter Harmful to a Juvenile, six (6) Breaking and Entering, five (5) Assault, four (4) Vandalism, three (3) Burglary, two (2) Illegal Conveyance of a Deadly Weapon, and one (1) of each of the following: Drug Trafficking, Domestic Violence, Receiving Stolen Property, Theft, Theft of a Credit Card, Carrying a Concealed Weapon, Aggravated Menacing, and Improper Discharge of a Firearm.

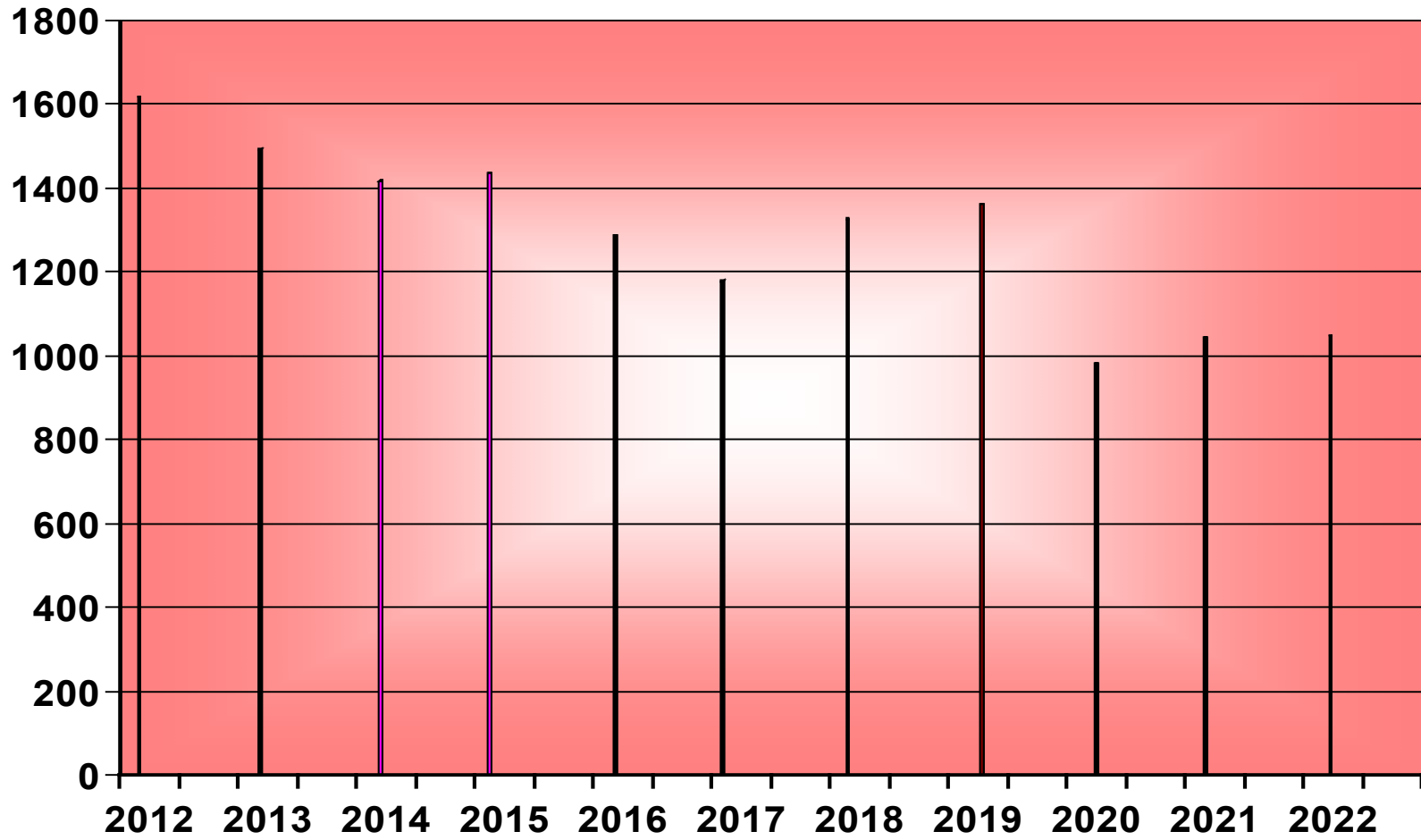
In 2022, there were a total of two-hundred, fifty-two (252) unofficial cases. These cases include any matter that was diverted from an official hearing through Pre-Court Truancy Conferences, first-time curfew violations, or the Diversion Programs. This reflects a decrease thirty-seven, point thirty-one percent (37.31%) from 2021.

CHANGES AND ACCOMPLISHMENTS

In 2022, the Court officially absorbed CASA/GAL of Hancock County and restructured the program as one that is Court-based. With that, Ashley Bell was hired as the Executive Director. Since being hired, she has worked through the programmatic changes required by both Ohio, and National CASA to meet the standards required of all CASA Programs. Further, Ms. Bell has been working diligently to recruit and train new volunteers, with the goal of having a volunteer for each child that is entitled to have a CASA/GAL. Electronic filing, or E-Filing as it is better known, went live during 2022. Among other benefits to the flow of cases in both the Probate and Juvenile Court, it allows attorney from all over, that practice within the Court, the ability to file documents safely and remotely, reducing the amount of time it takes to have said filings accepted by the Court. The Court also contracted with Jonathan Cloud to bring Growth Focused Case Management (GFCM) to the probation department. GFCM allows probation officers to maintain their primary function of enforcing Court Orders, but provides them with the additional skill set of reexamining the behaviors of youth and directly linking those behaviors to barriers in their growth process, thus restricting their ability to become their ideal self. Research has shown the effectiveness of this approach, and the results are being seen in our local youth. In 2022, the Family Dependency Treatment Court was recertified by the Supreme Court of Ohio.

The Judge and her staff continued working with the Hancock County Board of Commissioners in establishing a plan for a new building design for the Court due to the continued lack of adequate space and ongoing security concerns. A Writ of Mandamus was filed with the Third District Court of Appeals, and a consent entry was submitted identifying that the current accommodations of the Probate and Juvenile Court are inadequate. While there have been multiple renditions of drawings provided to the team, and the location and scope of the project have been defined by the Board through resolution, there has been no substantial progress made to date. Under the consent agreement, the new building was to be occupied by the Probate and Juvenile Court no later than December 31, 2022.

CASES FILED



HANCOCK COUNTY JUVENILE COURT

<u>FILED 2022</u>	<i>DELINQUENT</i>	<i>TRAFFIC</i>	<i>NEG./ABUSE DEPENDENT</i>	<i>UNRULY</i>	<i>ADULT CONTRIBUTING</i>	<i>MOTION FOR PERM. CUSTODY</i>	<i>CHANGE OF CUSTODY</i>	<i>SUPPORT</i>	<i>PARENTAGE</i>	<i>URESAs</i>	<i>OTHERS</i>	TOTAL
<i>JANUARY</i>	14	27	5	3	2	0	7	12	4	0	6	80
<i>FEBRUARY</i>	14	13	16	4	8	1	6	10	7	1	0	80
<i>MARCH</i>	15	17	7	6	1	4	12	19	13	2	3	99
<i>APRIL</i>	11	27	5	5	4	0	10	9	13	0	5	89
<i>MAY</i>	11	30	12	0	2	0	3	8	9	0	0	75
<i>JUNE</i>	15	26	11	0	0	1	8	14	15	4	0	94
<i>JULY</i>	9	21	12	0	1	4	6	13	13	1	3	83
<i>AUGUST</i>	12	32	11	1	0	0	9	12	17	0	6	100
<i>SEPTEMBER</i>	19	29	10	2	7	1	6	15	9	2	7	107
<i>OCTOBER</i>	28	16	9	3	2	8	9	15	18	2	1	111
<i>NOVEMBER</i>	10	17	2	1	0	0	10	10	8	0	3	61
<i>DECEMBER</i>	12	17	0	1	1	0	10	13	10	1	1	66
TOTAL	170	272	100	26	28	19	96	150	136	13	35	1045

HANCOCK COUNTY JUVENILE COURT

<u>DELINQUENT/ UNRULY YOUTHS FILED BY AGENCY 2022</u>	FINDLAY CITY POLICE DEPARTMENT	FINDLAY CITY SCHOOLS	FOSTORIA CITY POLICE DEPARTMENT	HANCOCK COUNTY SHERIFF'S DEPARTMENT	HANCOCK COUNTY JUVENILE COURT/PROBATION DEPARTMENT	HANCOCK COUNTY SCHOOLS	MC COMB POLICE DEPARTMENT	OHIO DEPARTMENT OF YOUTH SERVICES	OHIO STATE HIGHWAY PATROL	OTHER AGENCIES	TOTAL
JANUARY	12	1	1	3	0	0	0	0	0	0	17
FEBRUARY	10	3	0	2	1	0	0	0	1	1	18
MARCH	11	4	2	2	0	1	0	0	0	1	21
APRIL	6	4	2	2	2	0	0	0	0	0	16
MAY	5	0	0	5	0	0	0	0	0	1	11
JUNE	10	0	1	0	0	0	0	0	3	1	15
JULY	4	0	0	4	0	0	0	0	1	0	9
AUGUST	9	0	0	1	0	0	0	0	1	2	13
SEPTEMBER	12	0	0	4	0	1	0	0	0	4	21
OCTOBER	16	2	1	12	0	0	0	0	0	0	31
NOVEMBER	5	0	0	4	0	0	0	0	0	2	11
DECEMBER	9	0	0	2	0	0	0	0	0	2	13
TOTAL	109	14	7	41	3	2	0	0	6	14	196

HANCOCK COUNTY JUVENILE COURT

<u>DELINQUENT/ UNRULY YOUTHS BY RESIDENCY 2022</u>	YOUTHS RESIDING WITHIN THE CITY OF FINDLAY	YOUTHS RESIDING OUTSIDE THE FINDLAY CITY LIMITS IN COUNTY	YOUTHS RESIDING OUTSIDE HANCOCK COUNTY	YOUTHS RESIDING OUT OF STATE OF OHIO	YOUTHS RESIDING OUT OF THE UNITED STATES	TOTAL
JANUARY	10	6	1	0	0	17
FEBRUARY	11	5	2	0	0	18
MARCH	15	6	0	0	0	21
APRIL	8	5	3	0	0	16
MAY	7	4	0	0	0	11
JUNE	7	2	5	1	0	15
JULY	4	2	3	0	0	9
AUGUST	11	1	1	0	0	13
SEPTEMBER	11	8	2	0	0	21
OCTOBER	19	6	6	0	0	31
NOVEMBER	6	4	1	0	0	11
DECEMBER	9	4	0	0	0	13
TOTAL	118	53	24	1	0	196

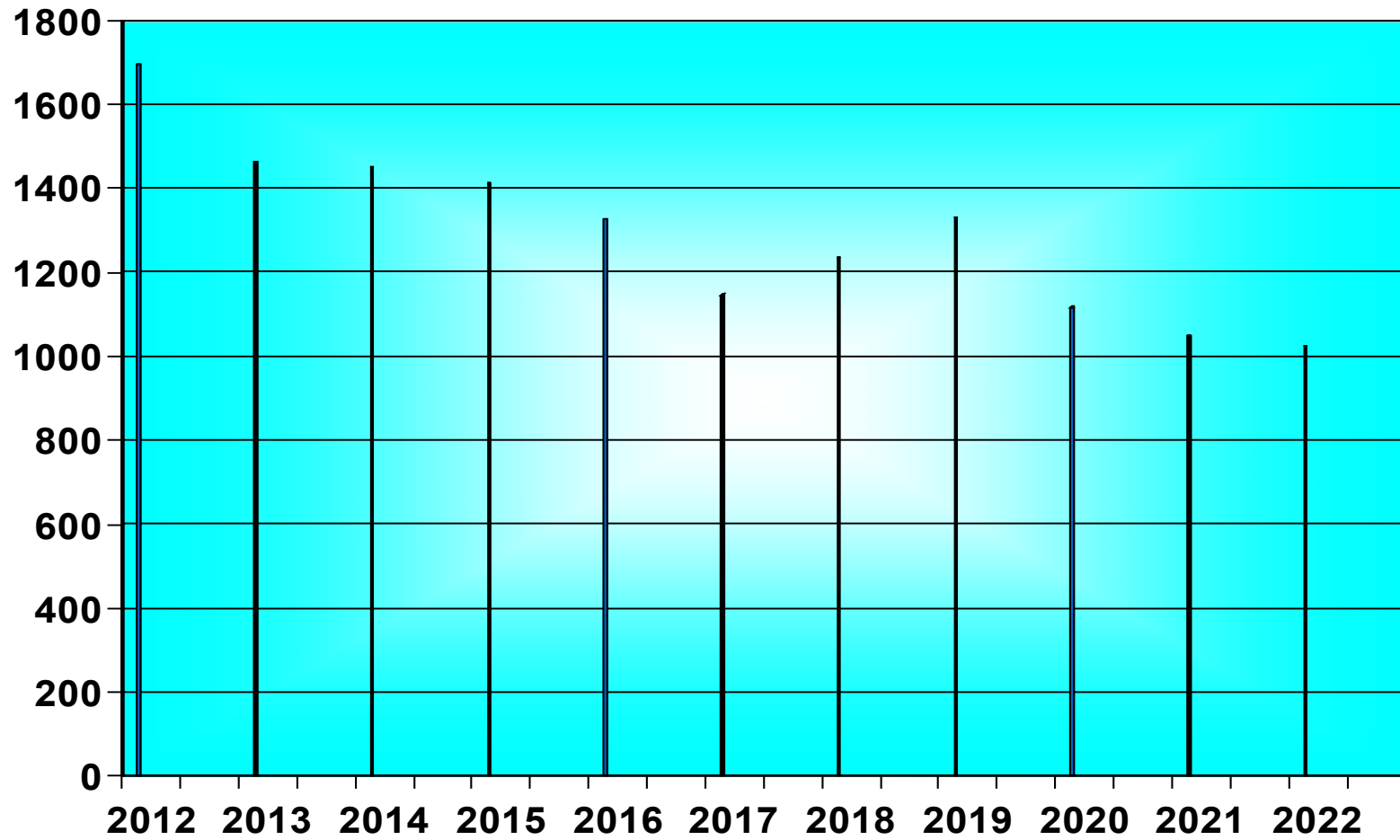
HANCOCK COUNTY JUVENILE COURT

<u>TRAFFIC YOUTHS FILED BY AGENCY 2022</u>	<u>FINDLAY CITY POLICE DEPARTMENT</u>	<u>FOSTORIA CITY POLICE DEPARTMENT</u>	<u>OHIO STATE HIGHWAY PATROL</u>	<u>HANCOCK COUNTY SHERIFF'S DEPARTMENT</u>	<u>MC COMB POLICE DEPARTMENT</u>	<u>OTHER AGENCIES</u>	<u>TOTAL</u>
JANUARY	11	0	9	5	0	2	27
FEBRUARY	6	0	3	4	0	0	13
MARCH	4	0	6	6	0	1	17
APRIL	8	0	8	7	0	4	27
MAY	9	0	11	10	0	0	30
JUNE	7	0	15	3	0	1	26
JULY	5	0	7	8	0	1	21
AUGUST	13	0	10	5	0	4	32
SEPTEMBER	3	0	18	8	0	0	29
OCTOBER	7	0	5	3	0	1	16
NOVEMBER	1	1	12	3	0	0	17
DECEMBER	6	0	8	2	0	1	17
TOTAL	80	1	112	64	0	15	272

HANCOCK COUNTY JUVENILE COURT

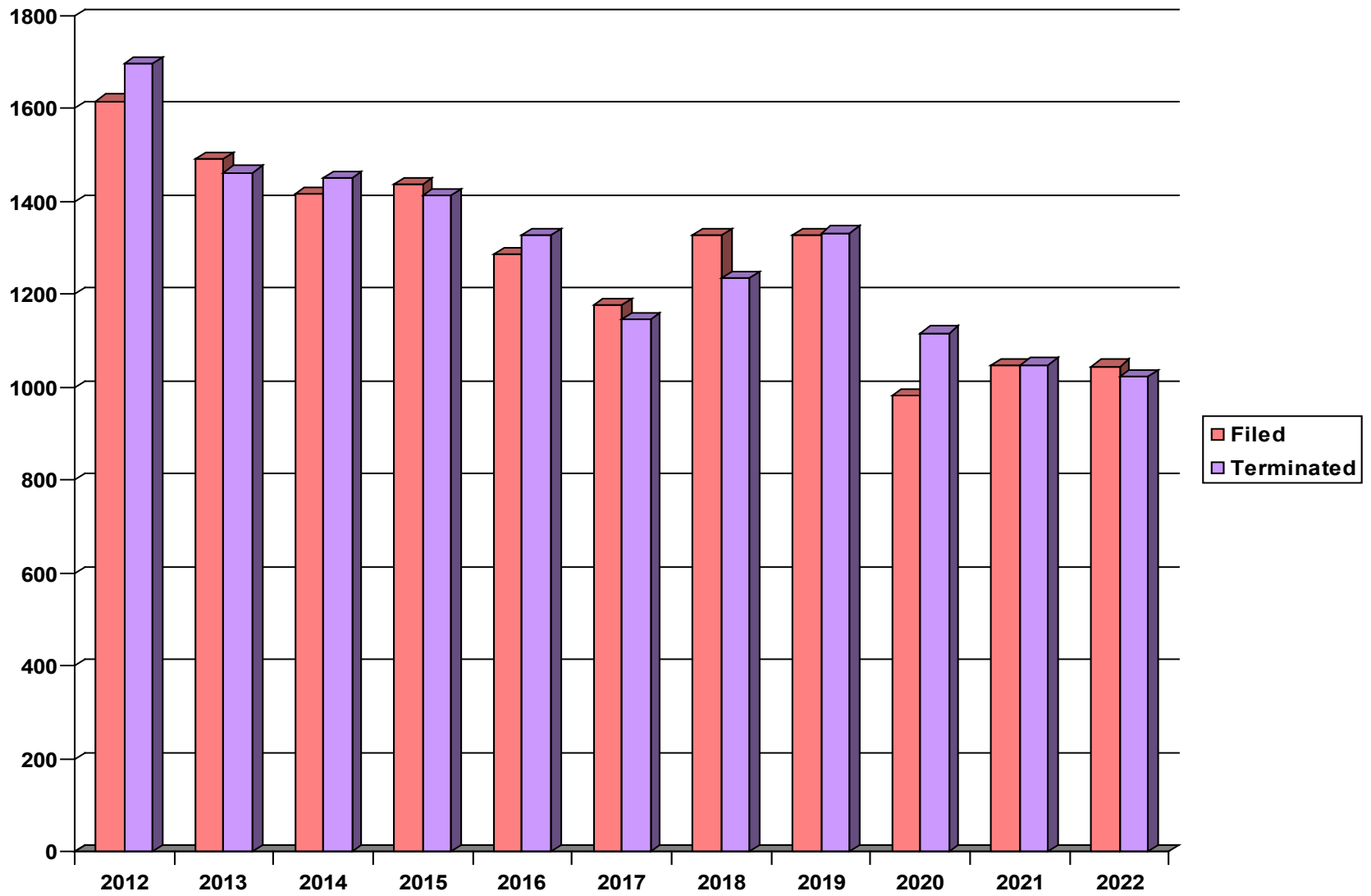
<u>TRAFFIC YOUTHS BY RESIDENCY 2022</u>	YOUTHS RESIDING WITHIN THE CITY OF FINDLAY	YOUTHS RESIDING OUTSIDE THE FINDLAY CITY LIMITS IN HANCOCK CO	YOUTHS RESIDING OUTSIDE HANCOCK COUNTY	YOUTHS RESIDING OUT OF STATE OF OHIO	YOUTHS RESIDING OUT OF THE UNITED STATES	TOTAL
JANUARY	10	10	5	2	0	27
FEBRUARY	4	6	3	0	0	13
MARCH	6	9	1	1	0	17
APRIL	11	6	9	1	0	27
MAY	14	11	5	0	0	30
JUNE	10	9	7	0	0	26
JULY	6	6	7	2	0	21
AUGUST	14	9	9	0	0	32
SEPTEMBER	6	10	12	1	0	29
OCTOBER	10	3	3	0	0	16
NOVEMBER	2	8	7	0	0	17
DECEMBER	7	4	5	1	0	17
TOTAL	100	91	73	8	0	272

CASES TERMINATED



HANCOCK COUNTY JUVENILE COURT

<u>TERMINATED 2022</u>	<i>DELINQUENT</i>	<i>TRAFFIC</i>	<i>NEG/ABUSE DEPENDENT</i>	<i>UNRULY</i>	<i>ADULT CONTRIBUTING</i>	<i>MOTION FOR PERM. CUSTODY</i>	<i>CHANGE OF CUSTODY</i>	<i>SUPPORT</i>	<i>PARENTAGE</i>	<i>URES A</i>	<i>OTHERS</i>	TOTAL
<i>JANUARY</i>	12	21	1	2	2	2	9	10	5	1	3	68
<i>FEBRUARY</i>	4	23	6	2	1	5	3	8	8	0	3	63
<i>MARCH</i>	13	16	10	3	0	3	7	20	6	1	3	82
<i>APRIL</i>	14	23	17	5	5	0	13	12	8	2	5	104
<i>MAY</i>	15	23	6	6	5	0	10	11	5	2	0	83
<i>JUNE</i>	16	30	2	3	5	1	4	17	3	1	4	86
<i>JULY</i>	12	18	15	0	0	0	6	6	16	0	0	73
<i>AUGUST</i>	9	30	10	1	0	0	9	9	8	1	8	85
<i>SEPTEMBER</i>	10	28	9	0	2	1	6	15	12	1	8	92
<i>OCTOBER</i>	18	14	8	1	0	0	4	26	11	1	1	84
<i>NOVEMBER</i>	13	29	14	3	1	2	15	10	9	0	1	97
<i>DECEMBER</i>	17	29	10	1	2	2	12	22	7	2	2	106
TOTAL	153	284	108	27	23	16	98	166	98	12	38	1023



CASES FILED/TERMINATED PER YEAR

<u>YEAR</u>	<u>FILED</u>	<u>YEAR</u>	<u>TERMINATED</u>
1985	1379	1985	1363
1986	1582	1986	1558
1987	1605	1987	1572
1988	1709	1988	1732
1989	1769	1989	1757
1990	1611	1990	1584
1991	1873	1991	1928
1992	1783	1992	1782
1993	1876	1993	1790
1994	2197	1994	2071
1995	2439	1995	2396
1996	2745	1996	2525
1997	2824	1997	2846
1998	3135	1998	3255
1999	2821	1999	2809
2000	2958	2000	3025
2001	2908	2001	2689
2002*	2779	2002*	3027
2003	2583	2003	2586
2004	2444	2004	2370
2005	2520	2005	2570
2006	2411	2006	2358
2007	2042	2007	2172
2008	2149	2008	2139
2009	2104	2009	2051
2010	1817	2010	1931
2011	1828	2011	1820
2012	1616	2012	1695
2013	1491	2013	1462
2014	1417	2014	1451
2015	1437	2015	1412
2016	1287	2016	1327
2017	1178	2017	1146
2018	1326	2018	1235
2019	1362	2019	1332
2020	982	2020	1117
2021	1048	2021	1049
2022	1045	2022	1023

*Commencing in February 2002, the process of filing delinquent/unruly/adult contributing cases was changed. Offenses that occurred from the same incident were placed in one complaint instead of each offense receiving one individual case file as in prior years. This has reduced the amount of time and paper necessary to process numerous offenses that may have occurred in one incident. The 2002 numbers are showing a decrease in filings and in return will show a decrease in terminations as the 2001 cases filed and not terminated until 2002 are completely out of the one offense/one case system.

BREAKDOWN OF DELINQUENCY OFFENSES DISPOSED OF IN 2022:**ALCOHOL & DRUG OFFENSES**

	2022	2021	2020
Abuse of Harmful Intoxicants	0	0	0
Aggravated Drug Trafficking/Attempted Drug Trafficking	1	1	1
Attempted Possession of LSD	0	1	0
Corruption with Drugs	0	0	0
Cultivating Marijuana	0	0	0
Deception to Obtain Drugs	0	0	0
Drug Abuse	0	0	3
Furnishing Alcohol to Minor	0	0	0
Illegal Conveyance of Drugs/Att Illegal Conv	0	0	0
Illegal Possession of Dangerous Drugs	0	1	0
Illegal Manufacturing of Drugs	0	0	0
Open Container	1	0	0
Permitting Juvenile to Consume Alcohol	0	0	0
Permitting Underage Purchase of Alcohol	0	0	0
Possession of Alcohol/Underage Consumption	11	11	13
Possession/Attempted Poss of Cocaine	0	0	0
Possession of Controlled Substance	0	0	0
Possession of LSD	0	0	0
Possession of Drugs/Marijuana/Drug Paraphernalia	46	43	34
Theft of Drugs	0	0	0
Trafficking Marijuana	0	0	0
TOTAL	59	57	51

(3.51% increase from CY 2021)**CRIMES OF VIOLENCE & MENACING**

	2022	2021	2020
Abduction	0	0	0
Aggravated Murder	0	0	0
Assault/Aggravated Assault/Felonious Assault/Attempted	28	12	12
Assault on Peace Officer	0	2	0
Assault on Teacher	1	0	0
Attempted Aggravated Murder	0	0	0
Causing Serious Harm to Another	0	0	0
Domestic Violence/Felony Domestic Violence	24	14	26
Inciting Violence	0	0	0
Intimidating A Witness	0	0	1
Kidnapping	0	0	0
Making Terroristic Threats	0	0	0
Menacing/Aggravated Menacing/Stalking	3	1	3
Riot/Aggravated Riot	0	0	0
Vehicular Manslaughter	0	1	0
Violation of Civil Protection Order	0	0	0

Violation of the Safe School Act	0	0	2
TOTAL	56	30	44
(86.67% increase from CY 2021)			

MISCELLANEOUS

	2022	2021	2020
Animal Torture	0	0	0
Bribery	0	0	0
Child Endangering	0	0	0
Complicity/Complicity to Receiving Stolen Property	0	0	7
Contributing to Delinquency/Unruliness of a Minor	0	0	5
Criminal Trespass/Aggravated Criminal Trespass	2	1	3
Criminal Trespass in a Railroad	0	0	0
Cruelty to Animals	0	0	0
Curfew	1	0	0
Delinquent Truancy	0	3	0
Discharging Fireworks	0	2	1
Disorderly Conduct/Aggravated Disorderly Conduct/ Persistent Disorderly Conduct	6	11	8
Disrupting Public Service	0	0	0
Disrupting School Activity	0	0	0
Drivers License Misrepresentation	0	0	0
Dropping Material on Roadway	0	0	0
Escape	0	0	0
Failure to Comply with a Law Enforcement Officer	0	0	0
Failure to Disclose Information	0	1	0
Failure to Have Adult Accompaniment While Hunting	0	0	0
False Report/Falsification	0	3	2
Fleeing & Eluding/Felony Fleeing & Eluding	1	0	0
Fostoria Safe School Ordinance	0	0	0
Furnishing False Information to Avoid A Citation	0	0	0
Harassment by an Inmate	0	0	0
Harrassment by Bodily Substance	0	0	0
Hunting out of Season	0	0	0
Hunting without a License	0	0	0
Illegal Manufacturing of Explosives	0	0	0
Illegal Use of Food Stamps	0	0	0
Impersonating an Officer	0	0	0
Inducing Panic	0	0	0
Injury to Person by Hunter	0	0	0
Interfering with a Train	0	0	0
Jacklighting	0	0	0
Littering	0	0	1
Making False Alarm	0	1	2
Misuse of 911 System	0	0	0
Obstructing Official Business/ Obstruction of Justice	6	4	3

Obstructing Public Ground/Roadway	0	0	0
Possession of Criminal Tools	0	0	0
Possession of Fictitious Identification Card	0	0	0
Possession of Fireworks	0	0	0
Railroad Vandalism	0	0	0
Resisting Arrest	2	1	0
Shooting at a Deer Across a Roadway	0	0	0
Retaliation	0	0	0
Tampering with Coin Machines	0	0	0
Tampering with Evidence	4	0	1
Tampering with Records	0	0	0
Telephone/Telecommunication Harassment	1	0	0
Underage Sale of Cigarettes	0	0	0
Violation of City Noise Ordinance	0	0	0
Violation of School Safety Zone	0	0	0

TOTAL	23	27	33
--------------	-----------	-----------	-----------

(14.81% decrease from CY 2021)

PROPERTY DAMAGE

	2022	2021	2020
Arson/Att. Aggravated Arson	0	0	0
Criminal Damaging	5	4	6
Criminal Mischief/Complicity to Criminal Mischief	3	8	1
Tampering with Property	0	0	0
Trespassing	0	1	0
Vandalism/Felony Vandalism	4	1	2
Vehicular Vandalism	1	0	0

TOTAL	13	14	9
--------------	-----------	-----------	----------

(7.14% decrease from CY 2021)

SEX OFFENSES

	2022	2021	2020
Disseminating Matter Harmful To Juveniles	7	6	19
Gross Sexual Imposition/Sexual Imposition/Attempted GSI	1	5	5
Illegal Use of Nudity	0	0	1
Importuning	0	0	0
Indecent Exposure	0	0	0
Pandering Obscenities to a Minor	0	0	1
Public Indecency	0	0	0
Rape/Attempted Rape	0	1	5
Sexual Battery	0	0	0
Voyeurism	0	0	0

TOTAL	8	12	31
--------------	----------	-----------	-----------

(33.33% decrease from CY 2021)

THEFT & THEFT RELATED OFFENSES

	2022	2021	2020
Breaking & Entering/Attempted Breaking & Entering	7	0	1
Burglary/Aggravated Burglary/Attempted	3	1	0
Forgery	0	0	0
Grand Theft of Motor Vehicle	1	0	1
Identity Fraud	0	1	0
Misuse/Theft of Credit Cards	0	1	0
Possession/Receiving Stolen Property	3	6	5
Robbery/Aggravated Robbery	0	0	2
Safecracking	0	0	0
Theft of Checks/Credit Cards	1	0	0
Grand Theft of Firearm	1	0	0
Theft/Theft Related Offenses/Complicity	5	9	31
Unauthorized Use of Property/Motor Vehicle	2	0	5

TOTAL 23 18 45
(27.78% increase from CY 2021)

WEAPONS CHARGES

	2022	2021	2020
Carrying Concealed Weapon	1	4	0
Discharging Firearm in City Limits	0	0	0
Failure to Secure Dangerous Ordnance	0	0	0
Handling Firearm while Intoxicated	0	0	0
Illegal Conveyance of Deadly Weapon/School Zone	2	0	3
Improper Discharge of a Firearm	1	0	2
Possession of Dangerous Ordnance	0	0	0
Possession of Deadly Weapon	0	0	0
Possession of Firearm in Motor Vehicle	0	0	0
Possession of Weapon Under Disability	0	1	0
Unauthorized Purchase of a Firearm	0	0	0
Unlawful Transportation of Firearm	0	0	0
Weapon in School Zone	1	0	0

TOTAL 5 5 5
(no change from CY 2021)

621 offenses in CY 2009 (8.14% decrease from CY 2008)
504 offenses in CY 2010 (18.84% decrease from CY 2009)
397 offenses in CY 2011 (21.23% decrease from CY 2010)
407 offenses in CY 2012 (2.52% increase from CY 2011)
313 offenses in CY 2013 (23.1% decrease from CY 2012)
310 offenses in CY 2014 (0.96% increase from CY 2013)

318 offenses in CY 2015	(2.58% increase from CY 2014)
277 offenses in CY 2016	(12.89% decrease from CY 2015)
170 offenses in CY 2017	(38.63 % decrease from CY 2016)
210 offenses in CY 2018	(23.52% increase from CY 2017)
209 offenses in CY 2019	(0.48% decrease from CY 2018)
212 offenses in CY 2020	(1.44% increase from CY 2019)
163 offenses in CY 2021	(23.11% decrease from CY 2020)
187 offenses in CY 2022	(14.72% increase from CY 2021)

Gender breakdown for delinquent offenses adjudicated in 2022:

Males: 92
 Females: 61

FELONY OFFENSES FROM THE ABOVE MENTIONED CHARGES:

	<u>2022</u>	<u>2021</u>	<u>2020</u>
Males	22	25	36
Females	13	12	18
TOTAL	45	37	54
(21.62% increase from CY 2021)			

<u>PROBATION VIOLATIONS</u>	<u>2022</u>	<u>2021</u>	<u>2020</u>
	57	49	45
(16.33% increase from CY 2021)			

BREAKDOWN OF TERMINATIONS

	<u>2022</u>	<u>2021</u>	<u>2020</u>	<u>2019</u>
TRIAL BY JUDGE/ MAGISTRATE	100	104	147	201
DISMISSAL BY PARTY, JUDGE, PROSECUTOR	155	175	184	217
ADMISSION TO JUDGE/ MAGISTRATE	498	509	495	621
CERTIFICATION (Bindover)	0	0	7	0
UNAVAILABILITY OF PARTY FOR TRIAL	42	12	88	24
TRANSFER TO ANOTHER COURT	93	105	92	89
OTHER TERMINATIONS	135	144	104	180
TOTAL	<u>1023</u>	<u>1049</u>	<u>1117</u>	<u>1332</u>

BREAKDOWN OF UNRULY OFFENSES DISPOSED OF IN 2022:

	<u>2022</u>	<u>2021</u>	<u>2020</u>	<u>2019</u>	<u>2018</u>
Curfew Violation	4	19	22	20	21
Incorrigible/Runaway	0	1	3	1	0
Tobacco	17	17	10	9	2
Truancy	7	34	29	52	40
Underage Consumption	0	0	1	0	0
TOTAL	<u>28</u>	<u>71</u>	<u>65</u>	<u>82</u>	<u>63</u>

(60.56% decrease from CY 2021)

Gender breakdown for unruly offenses adjudicated in 2022:

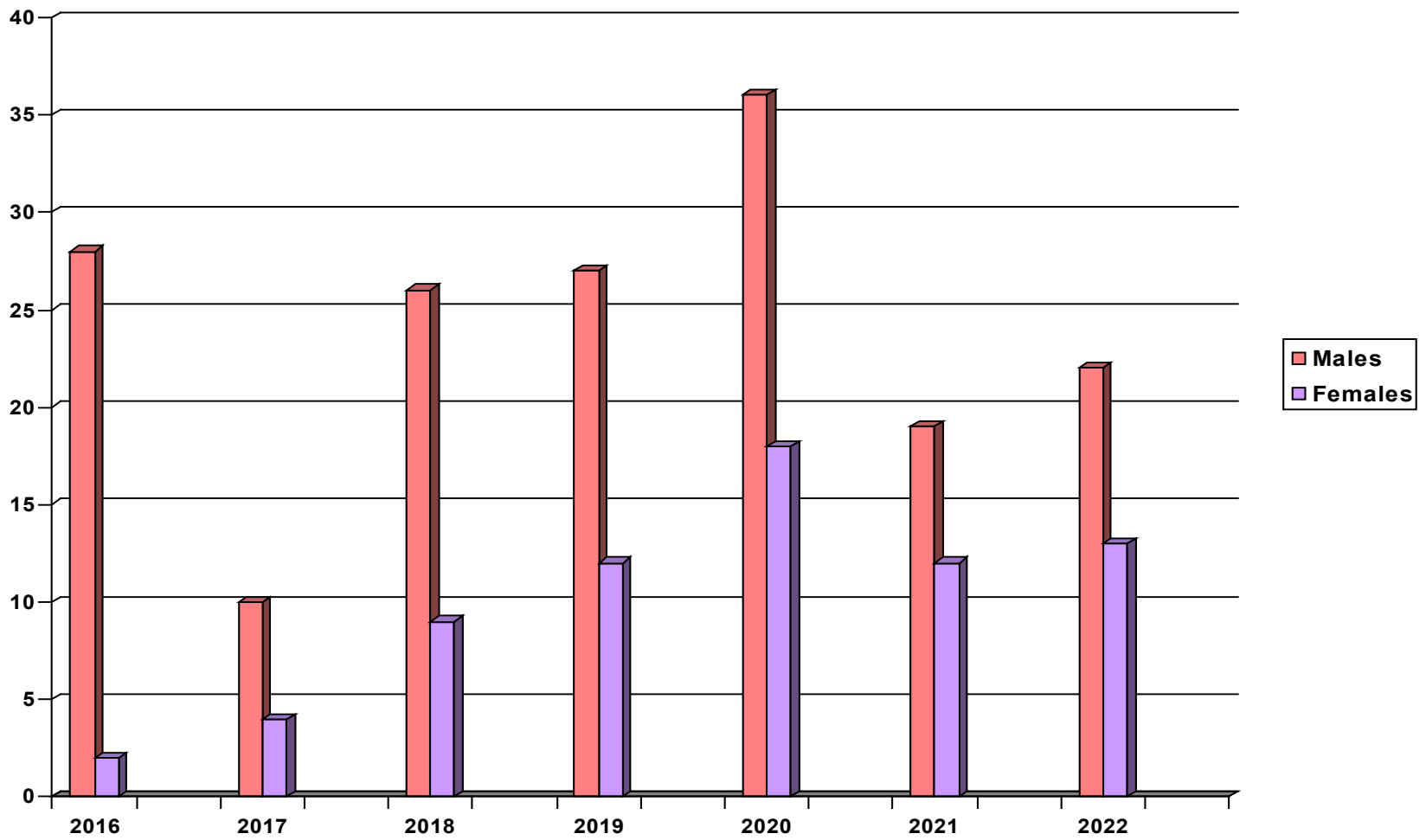
Males: 16
Females: 12

CASES FILED/TERMINATED COMPARISONS CY 2021

	<u>Filed 2022</u>	<u>Filed 2021</u>	<u>% Changes</u>
Delinquent	170	137	24.09% increase
Traffic	272	278	2.16% decrease
Neg/Abuse/Dep	100	67	49.25% increase
Unruly	26	66	60.61% decrease
Adult-Contributing	28	21	33.33% increase
Motion for Perm. Custody	19	17	11.76% increase
Change of Custody	96	141	31.91% decrease
Modification of Support	150	181	17.13% decrease
Parentage	136	93	46.24% increase
UIFSA	13	17	23.53% decrease
Others	<u>35</u>	<u>30</u>	<u>16.67% increase</u>
Total	1045	1048	0.29% decrease

	<u>Terminated 2022</u>	<u>Terminated 2021</u>	<u>% Changes</u>
Delinquent	153	137	11.68% increase
Traffic	284	285	0.35% decrease
Neg/Abuse/Dep	108	74	45.95% increase
Unruly	27	71	61.97% decrease
Adult-Contributing	23	23	no change
Motion for Perm. Custody	16	18	11.11% decrease
Change of Custody	98	159	44.65% decrease
Modification of Support	166	131	26.72% increase
Parentage	98	106	7.55% decrease
UIFSA	12	12	no change
Others	<u>38</u>	<u>33</u>	<u>15.15% increase</u>
Total	1023	1049	2.48% decrease

FELONIES FILED



MONTHLY STATS --- 2022	July	August	Septemb	October	Novemb	Decemb	Totals
Attendance Conferences							
Findlay City Schools	-	-	-	-	-	-	401
Precourts							
Findlay High School	0	0	0	4	7	1	12
Donnell Middle School	0	0	0	0	0	0	0
Glenwood Middle School	0	0	0	1	1	1	3
Findlay Learning Center	0	0	0	3	3	1	7
County Middle/High School	0	0	0	2	0	4	6
Findlay Elementary	0	0	0	1	3	2	6
County Elementary	0	0	0	1	0	0	1
FDA/Other district	0	1	2	0	1	0	4
Totals	0	0	2	12	15	9	38
New Truancy Adjudications							
Findlay High School	0	0	0	0	1	0	1
Donnell Middle School	0	0	0	0	0	0	0
Glenwood Middle School	0	0	0	0	0	0	0
Findlay Learning Center	0	0	0	0	0	0	0
County Middle/High School	1	0	0	1	0	0	2
FDA/Other district	0	0	0	2	1	1	3
Totals	1	0	0	3	2	1	6
New Contributing convictions							
Findlay High School	0	0	0	0	0	0	0
Donnell Middle School	0	0	0	0	0	0	0
Glenwood Middle School	0	0	0	0	0	0	0
Findlay Learning Center	0	0	0	0	0	0	0
County Middle/High School	0	1	0	0	0	0	1
Findlay Elementary	2	0	0	0	0	0	2
County Elementary	1	0	0	0	0	0	1
FDA/Other district	0	0	0	0	0	0	0
Totals	3	1	0	0	0	0	4
Truancy Court Participants							
VCO for attendance	0	0	0	0	0	1	1
VCO for urinalysis	0	0	0	0	1	0	1
VCO for other reason	0	0	0	0	0	0	0
New delinquency	1	0	0	0	0	0	1
Totals	1	0	0	0	1	1	3