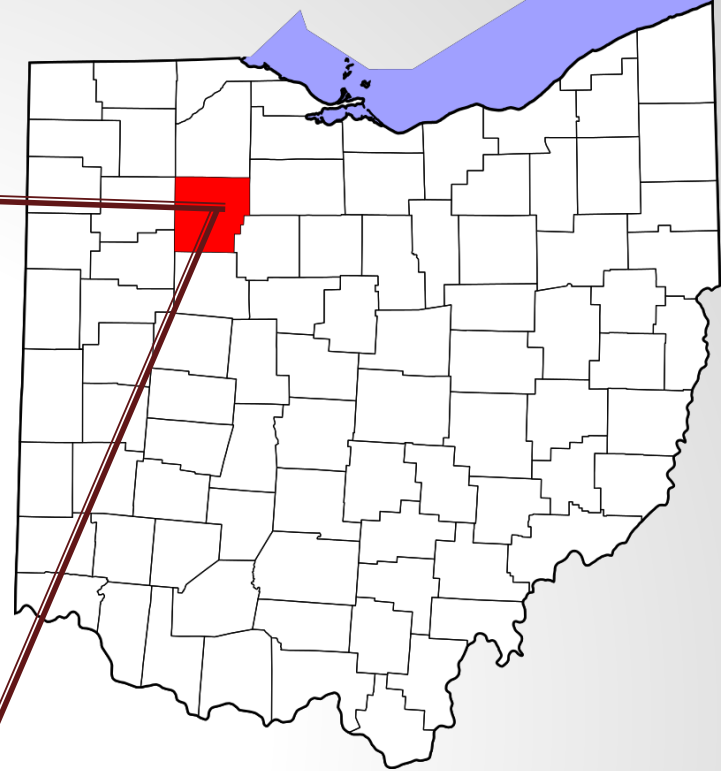
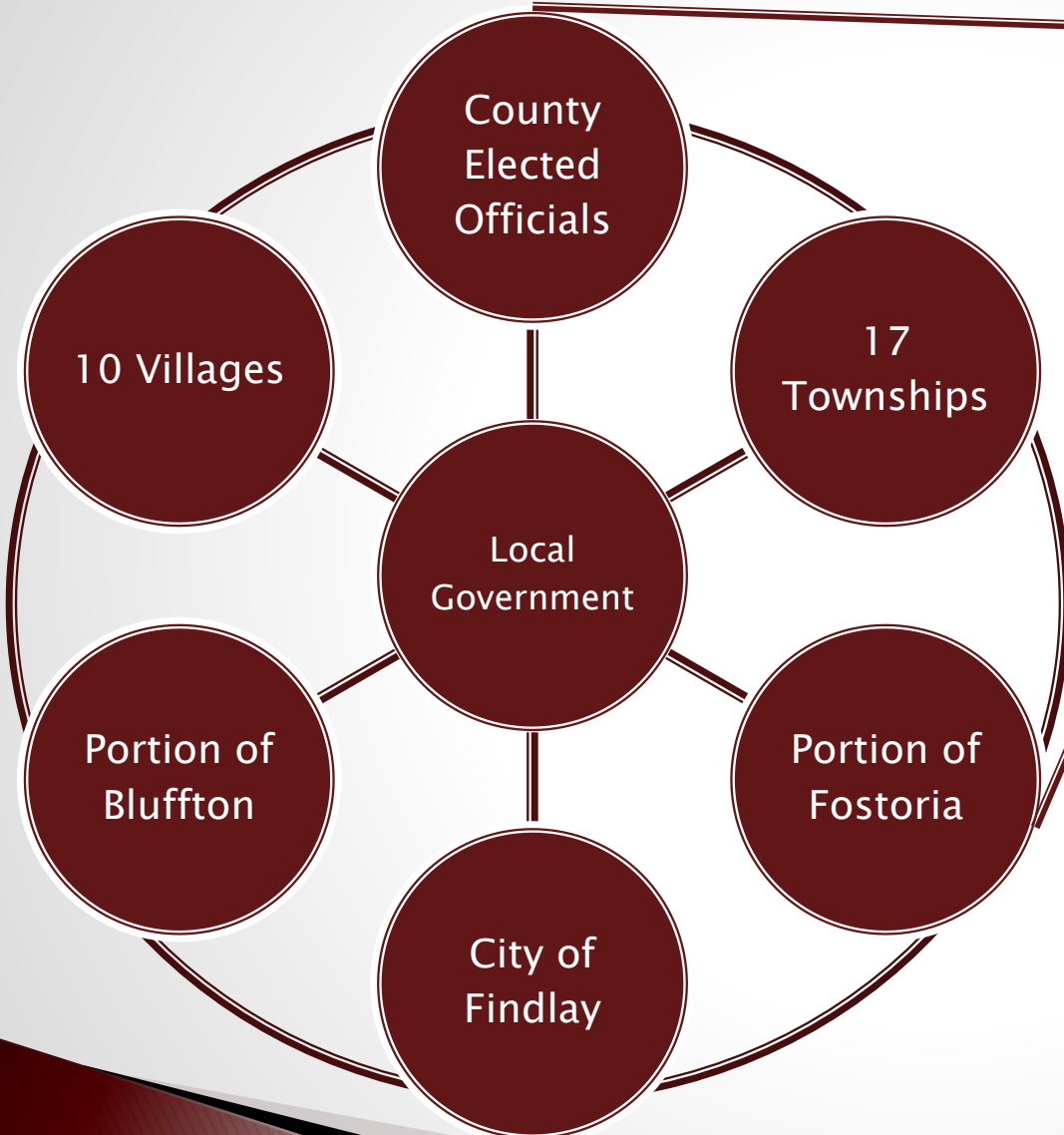


2022 STATE OF THE COUNTY

Hancock County Board of Commissioners

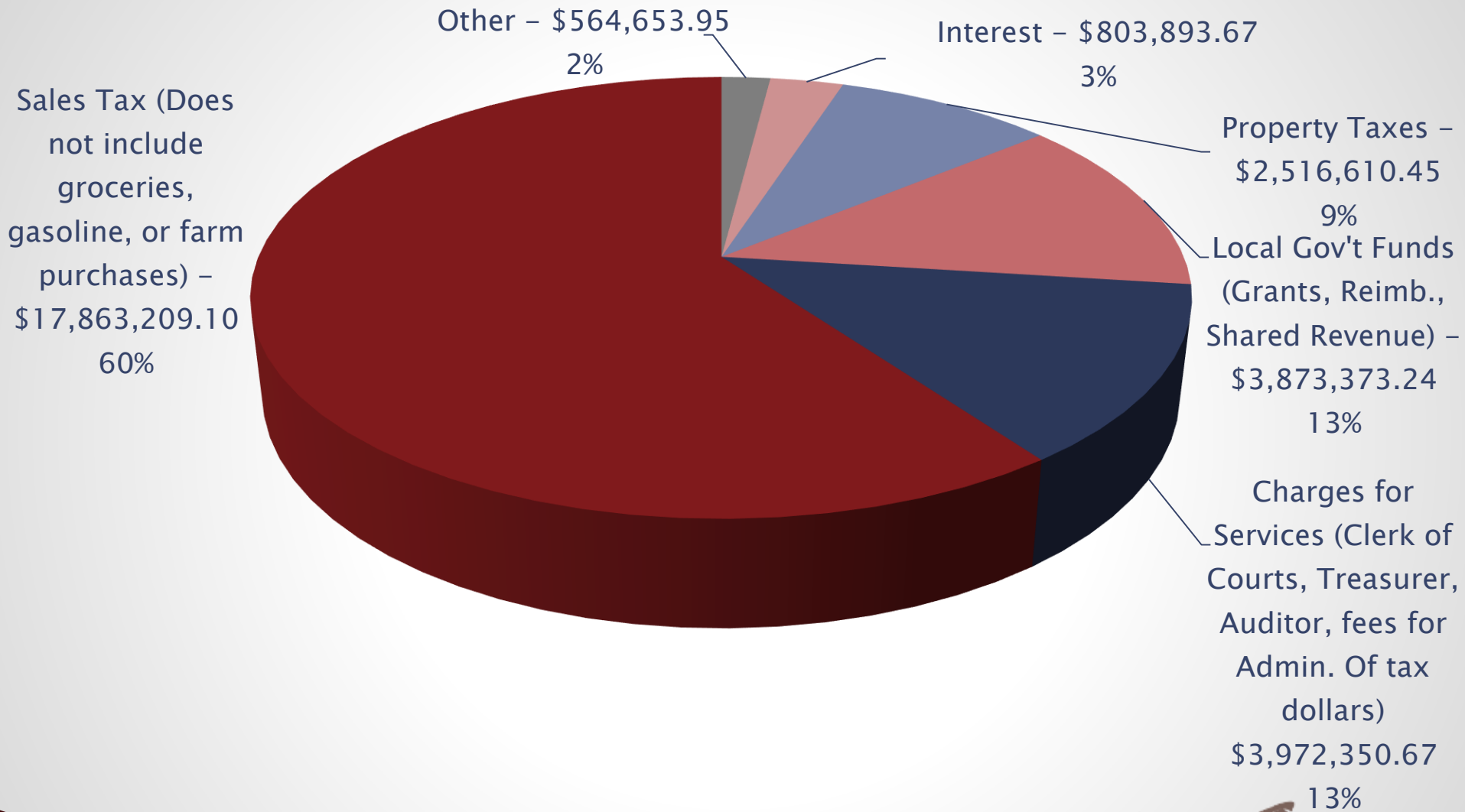
Michael W. Pepple, President
William L. Bateson
Timothy K. Bechtol







Revenue



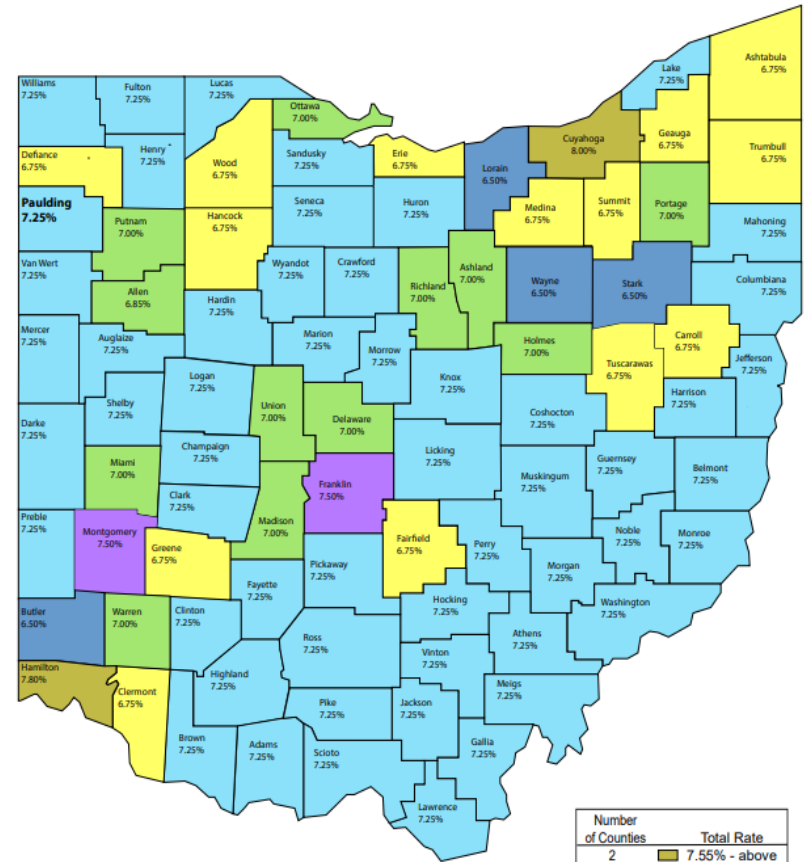
SALES TAX

- ❖ 2021: \$17,863,000
- ❖ 2020: \$15,904,000
- ❖ 2019: \$15,914,000
- ❖ 2018: \$15,431,000
- ❖ 2017: \$14,928,000
- ❖ 2016: \$14,828,000

❖ Hancock County Sales Tax rate is 6.75%

- 5.75% goes to the State (2021: \$102,712,250)
- 1% stays local (2021: \$17,863,000)

Total State and Local Sales Tax Rates, by County, Effective January 2022



New Rate:
Paulding county tax rate 7.25% (previously 6.75%)

Note: Small portions of Delaware, Fairfield, Licking & Union counties assess a transit authority sales tax levy of 0.50% (not reflected on this map.)



TREASURER

Total real estate taxes settled

❖ 2021	\$95,432,029.45
❖ 2020	\$93,065,154.63
❖ 2019	\$86,030,334.01

Total manufactured homes taxes settled

❖ 2021	\$ 293,699.92
❖ 2020	\$ 267,894.12
❖ 2019	\$ 269,954.57

Bills processed

❖ 2021	72,848
❖ 2020	73,218
❖ 2019	73,259

\$803,893.67 interest earned on investments

RECORDER

❖ Recording fees collected

2021 \$961,209.50

2020 \$884,913.50

❖ Number of Deeds Recorded

2021 3968

2020 3493

❖ Number of Mortgages Recorded

2021 4622

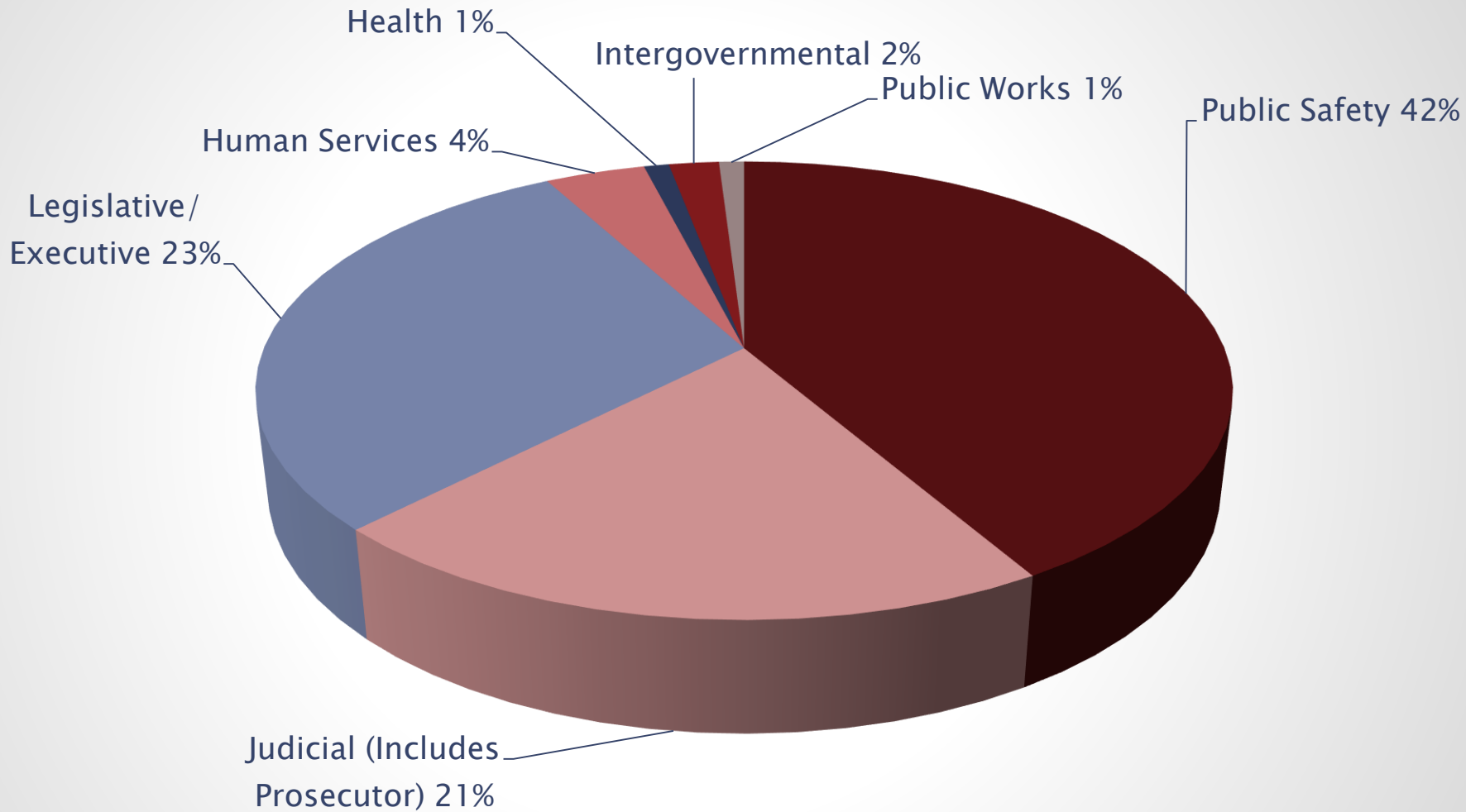
2020 4695

CONVEYANCE

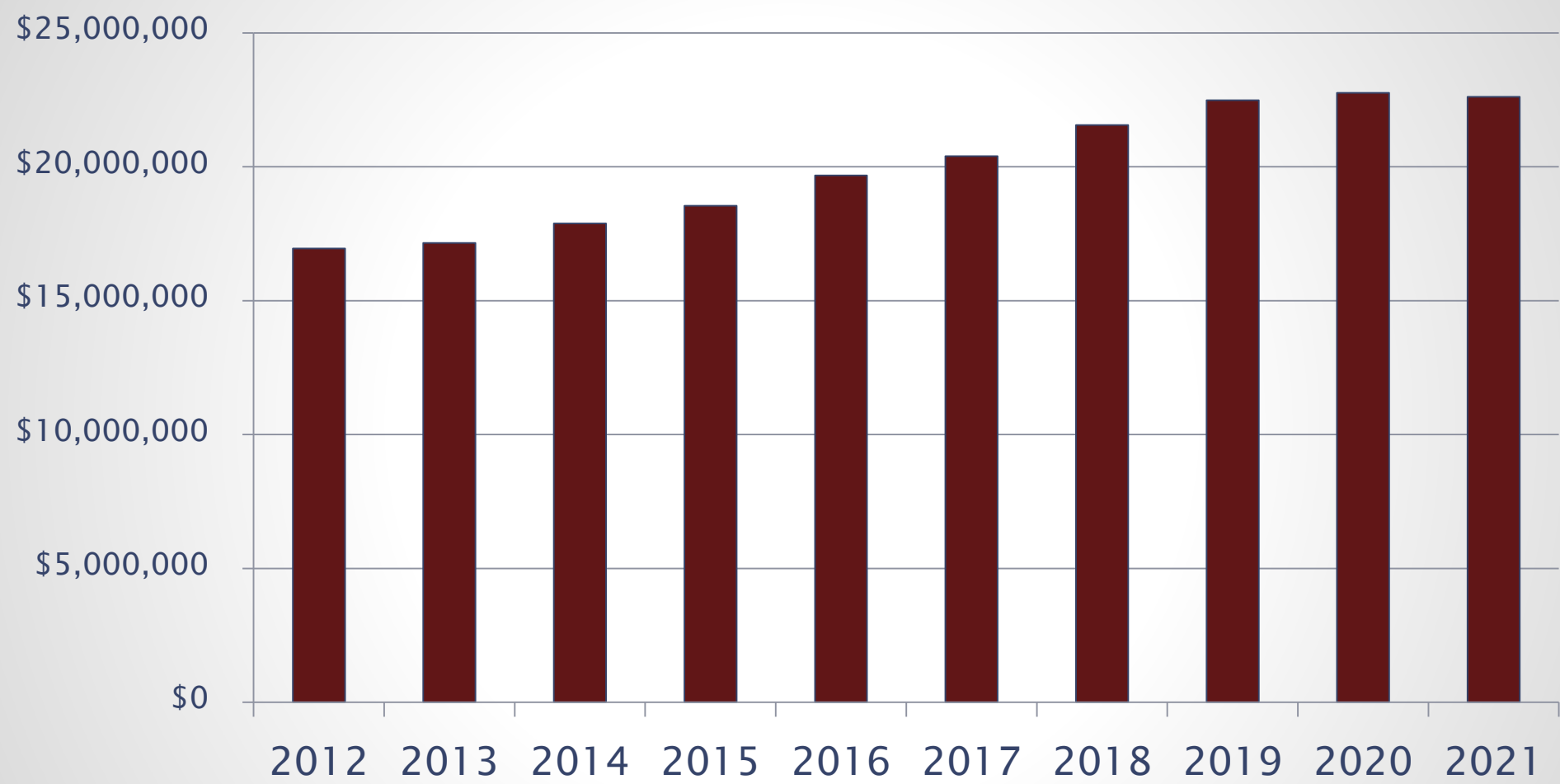
❖ Sales in Hancock County continue to pick up in activity

Year	Conveyance Count	Consideration	Conveyance Amount	Exempt Count
2016	1,693	273,304,674.48	819,922.95	1,162
2017	1,711	334,078,121.41	1,002,326.50	1,155
2018	1,719	322,445,892.35	966,892.95	1,113
2019	1,882	410,961,427.08	1,232,886.65	1,190
2020	1,829	377,205,859.91	1,131,619.75	1,160
2021	2,082	549,114,798.50	1,647,345.05	1,257

EXPENDITURES



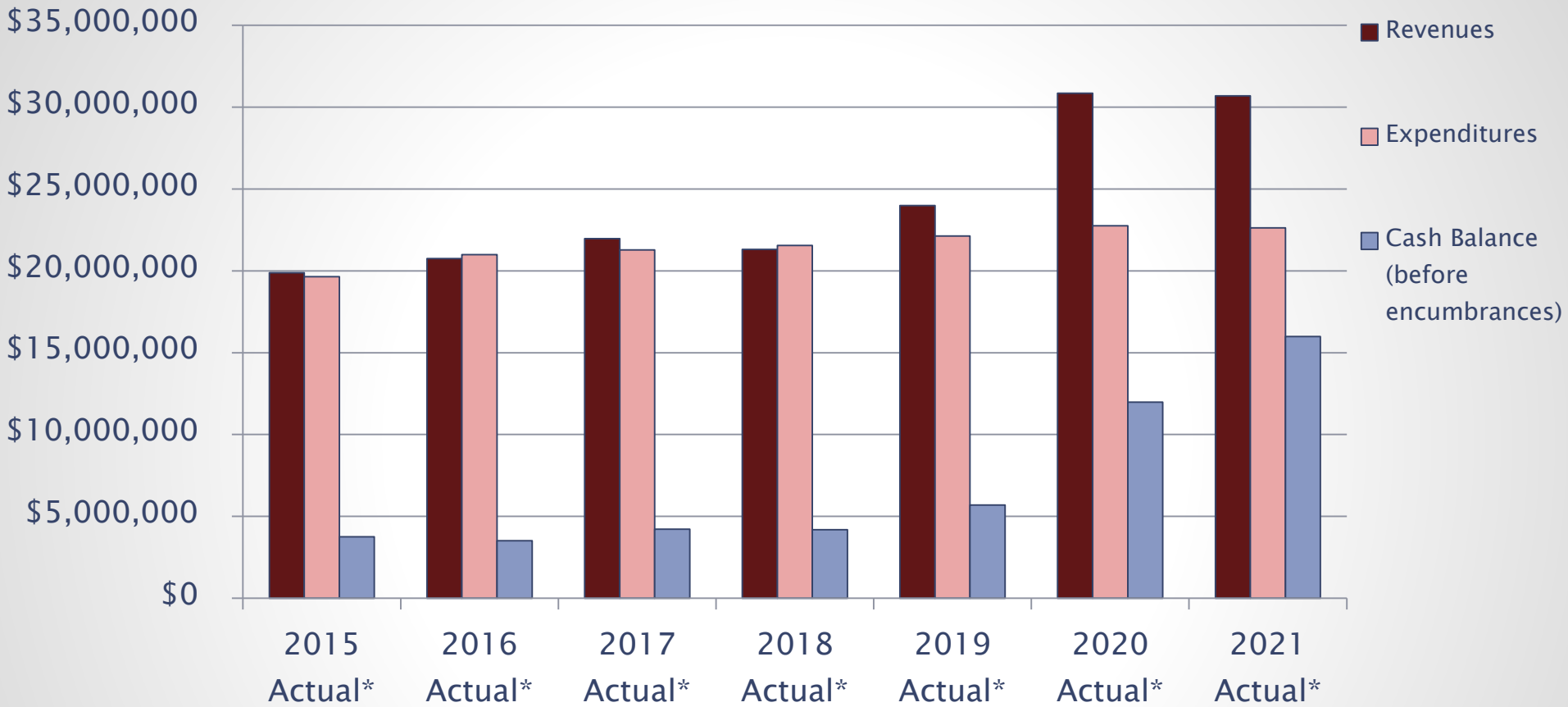
GENERAL FUND EXPENDITURE TRENDS



*Total Expenditures Only



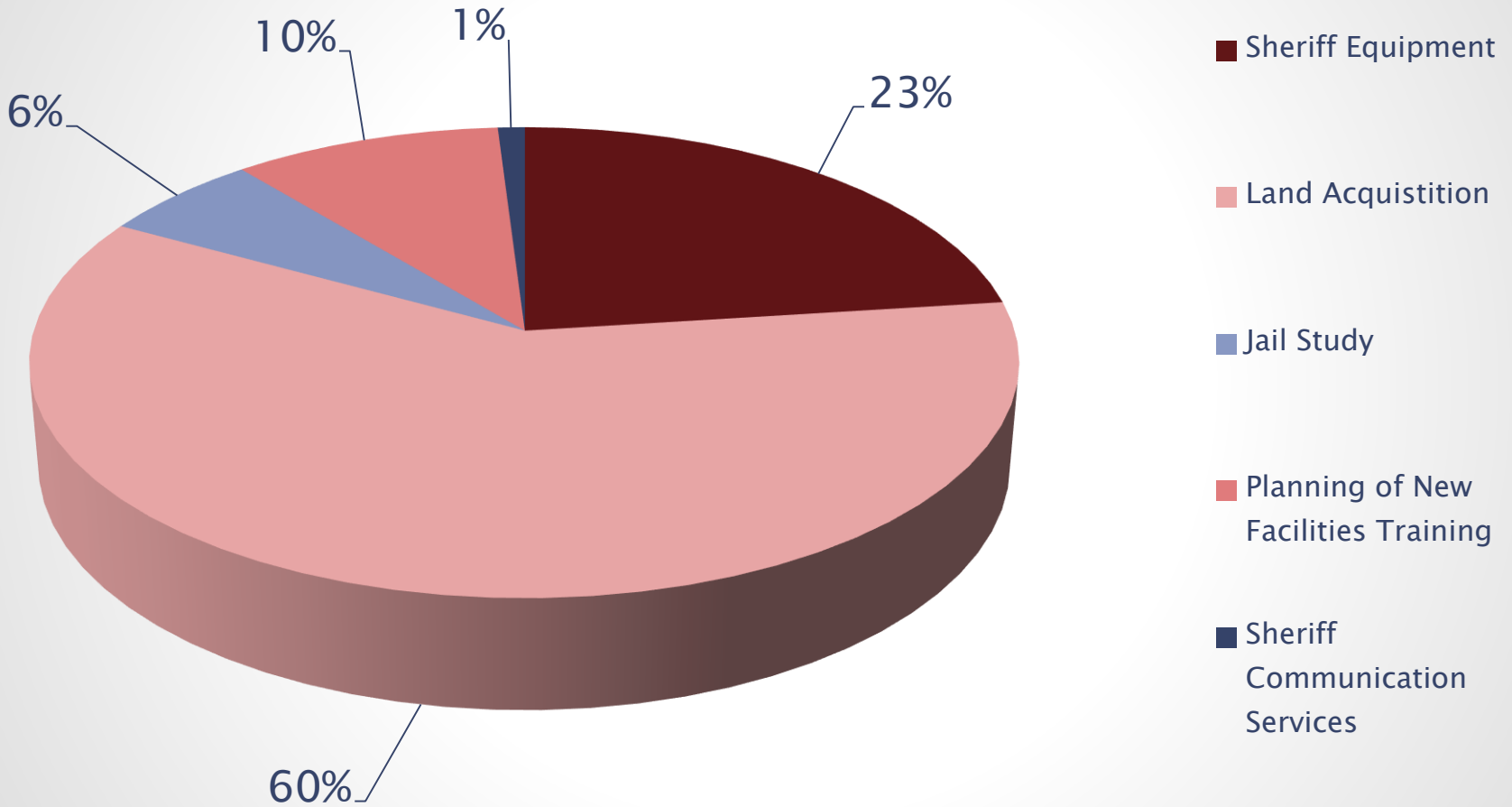
OPERATIONS



*General Fund only; sales tax monies designated for Flood Mitigation & Capital Improvements not included.



2021 CAPITAL EXPENDITURES



SANITARY LANDFILL

- ❖ Revenue \$5,121,000
- ❖ Expenses \$4,551,000
- ❖ 149,793 tons of waste received
- ❖ Continue placing waste in Cell 2 of the Lateral Expansion

LITTER LANDING

- ❖ Car tire recycling event
 - ❖ 1466 tires collected 2021
- ❖ Document shred event
 - ❖ 17 tons collected
- ❖ Cardboard recycling
 - ❖ 2021 997.50 tons collected
 - ❖ 2020 787.00 tons collected
- ❖ Glass bottles and jars
 - ❖ 2021 197.40 tons collected
 - ❖ 2020 169.50 tons collected
- ❖ Clothing and shoe bin
 - ❖ 24.7 tons collected

SOIL & WATER CONSERVATION DISTRICT – OUTREACH

- ❖ Celebrated 75 years of serving Hancock County
- ❖ Annual tree and fish sales
- ❖ Informational booth on display at the Hancock County Fair
- ❖ OPHI Milkweed Pod collection – over 100 gallons of pods collected in 2021
- ❖ Distributed over \$500,000 in producer payments to Hancock County producers enrolled in H2Ohio

SOIL & WATER CONSERVATION DISTRICT

- ❖ Blanchard River Stream Enhancement– 2 log jams removed from the primary channel
- ❖ Small and large log jams removed on Eagle Creek, Ottawa Creek and the Blanchard River
- ❖ 42.4 miles of county maintenance ditches were sprayed
- ❖ 1 petition ditch project completed– E.E.Dreitzler Tile
- ❖ 8 watershed maps completed
- ❖ 4 dip out ditches completed (Wilch, McKean, H.B.Thomas, Rothlisberger)

OSU EXTENSION OFFICE

❖ Engaged Youth

- ❖ 718 youth enrolled in 4-H
- ❖ 230 students completed financial literacy program
- ❖ Outdoor camping and STEM programs

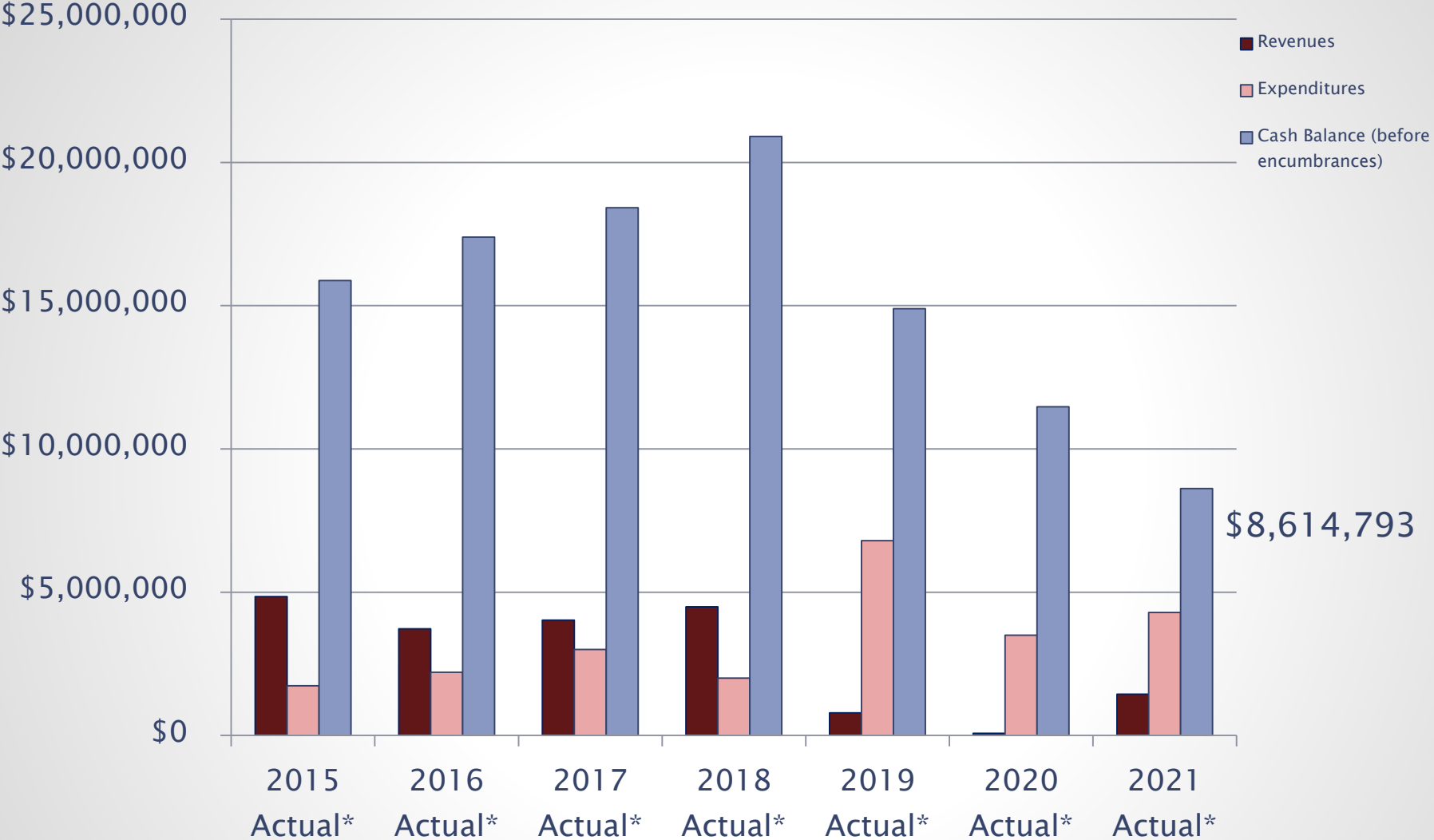
❖ Youth Leadership Training

- ❖ Camp counselors
- ❖ Junior leaders and club officers

❖ Agriculture Education during COVID

- ❖ Virtual/hybrid programs
- ❖ Electronic newsletters and local media
- ❖ 2100 individual requests and consultations

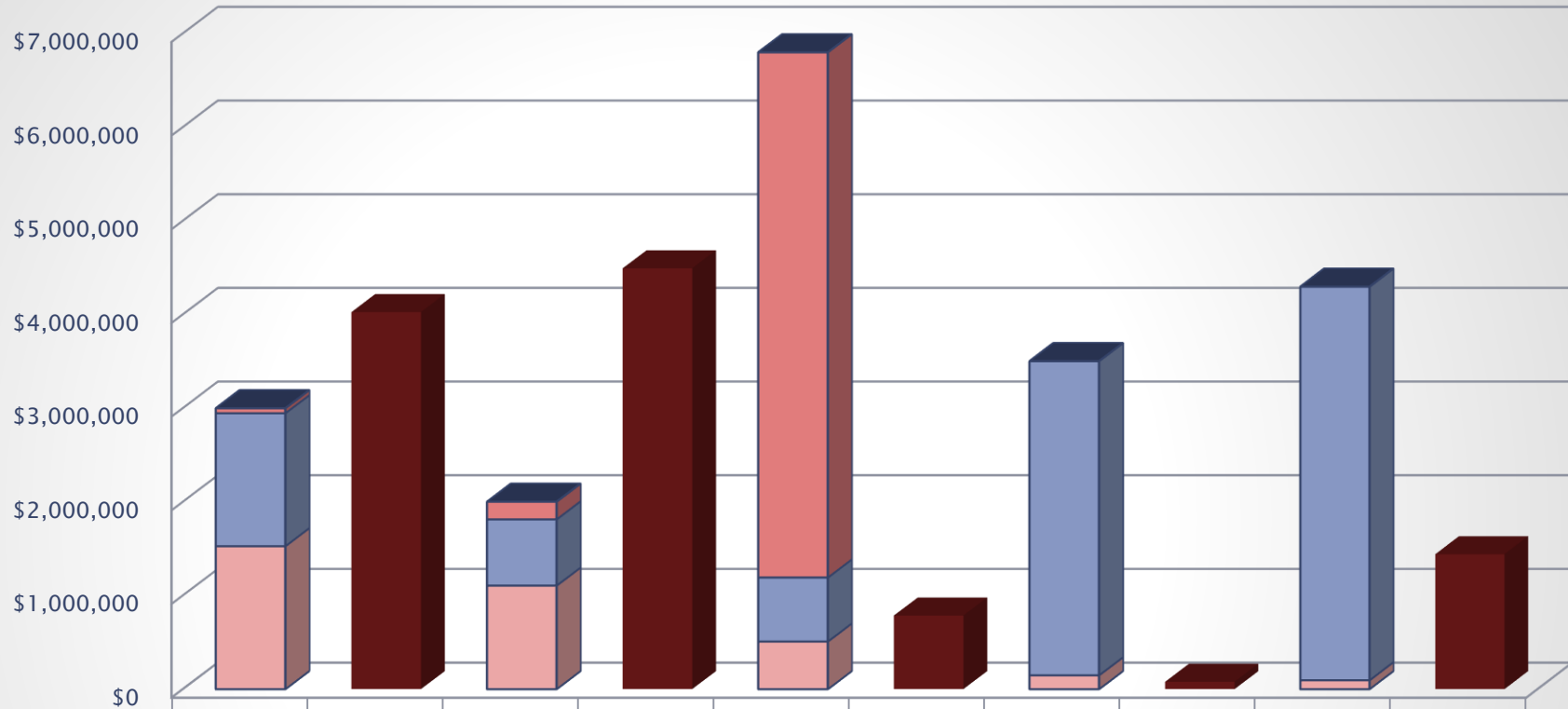
FLOOD MITIGATION



*Revenue including, but not limited to, the Transfer-In of Sales Tax from the General Fund



FLOOD MITIGATION



	2017 Expenses	2017 Revenue	2018 Expenses	2018 Revenue	2019 Expenses	2019 Revenue	2020 Expenses	2020 Revenue	2021 Expenses	2021 Revenue
■ Flood Study	\$0		\$0		\$0		\$0		\$0	
■ River Clean-Out/Benching	\$53,380		\$188,019		\$5,606,432		\$0		\$0	
■ Property Acq., Demo, Maint.	\$1,419,378		\$707,606		\$683,366		\$3,353,567		\$4,200,837	
■ Administration	\$1,526,191		\$1,105,203		\$508,491		\$147,899		\$95,227	
■ Sales Tax, Grants, Other		\$4,024,794		\$4,491,940		\$785,397		\$77,959		\$1,440,134

FLOOD MITIGATION – ACTIVITIES

Purchased & demolished the following flood prone properties using ¼% Sales Tax Dollars:

- ❖ 301 E. Main Cross
- ❖ 309 East Street
- ❖ 219 Clinton Court
- ❖ Vacant Lots at N Cory Street & Meeks Avenue
- ❖ Vacant Lot at Bolton & Howard Run

Purchased & demolished the following flood prone properties using FEMA grants:

- ❖ 339 Wilson Street
- ❖ 704 Fishlock Avenue
- ❖ 410 E. Sandusky Street

FLOOD MITIGATION – COMPLETED TASKS

- ❖ Memorandum of Agreement for transportation corridor improvements. Hancock County to provide engineering & construction funding, City of Findlay to provide construction administration and future maintenance.
- ❖ MLK Parkway – \$1,425,000.
- ❖ US 224 West – Hancock County funded raising pavement (\$201,000). ODOT funded final asphalt surface course and project administration.

FLOOD MITIGATION 2022 PLAN

- ❖ Continue acquisition of flood prone properties to allow construction of the Additional Benching project along the north side of the Blanchard River between the NS and CSX Railroads
- ❖ Finalize a grant agreement with FEMA for acquisition and demolition of properties along Fox Street between Howard Street & Frazer Street

MAUMEE WATERSHED CONSERVANCY DISTRICT ACTIVITIES

- ❖ Hydraulic Improvements Phase 1 construction 98% complete, waiting on conclusion of eminent domain proceedings
- ❖ RAISE Grant was approved by the Federal Rail Administration for replacement of the NS Bridge. Grant will cover 80% of construction costs
- ❖ 60% of the design is awaiting final review by NS
- ❖ 90 % of the design plans for the Additional Benching along the North side of the Blanchard River between the NS & CSX railroads have been completed. Hancock County is in the process of completing property acquisition necessary to proceed with construction
- ❖ Executed a grant with ODNR for a 2nd \$15,000,000 grant
- ❖ Using funds from the original \$15,000,000 grant from the State of Ohio for Eagle Creek Watershed Flood Mitigation and the 2nd \$15,000,000 grant, approximately 265 acres of additional property was purchased in Section 1 of Eagle Township. 682 acres have now been purchased in total
- ❖ Preliminary engineering of the Eagle Creek Flood Basin continues

MAUMEE WATERSHED CONSERVANCY DISTRICT 2022 PLAN

- ❖ Complete Hydraulic Improvements Phase 1
- ❖ Complete final design of NS Railroad Bridge & execute a grant agreement with the Federal Rail Administration
- ❖ Complete final engineering of Additional Benching & complete property acquisition and prepare project bidding documents
- ❖ Complete preliminary engineering for Eagle Creek Flood Basin
- ❖ Begin and complete final design and continue land acquisition for the Eagle Creek Flood Basin

SHERIFF 2021

- ❖ Donated a cruiser to the Children's Museum of Findlay, located in the Findlay Village Mall for use by children on their educational adventure while visiting the museum
- ❖ Collected numerous toy donations to fulfill the wishes of local children during the holiday season as a result of stolen toys in the Toys for Tots program

SHERIFF OPERATIONS

- ❖ New handheld radios have been ordered and funded through American Rescue Plan dollars to be used in 2022
- ❖ Detective unit had a record number of 235 cases in 2021, including 3 murder cases. An increase of 153 cases from 2020.
- ❖ COVID 19 precautions are still in place with dispatch handling increased medical calls and Road Patrol using caution while making traffic stops
- ❖ Inmate population trend continues to change while mental health and drug issues continue to challenge the staff
- ❖ Staff shortages, retirements and employee turnover have made hiring a priority

PROSECUTOR

- ❖ Adult Felonies have increased 5 of the last 6 years
- ❖ Most homicide cases since 2017

Felonious Assault

- ❖ 2021 - 15
- ❖ 2020 - 9

Drug possession cases

- ❖ 2021 - 313
- ❖ 2020 - 167

Failure to comply

- ❖ 2021 - 16
- ❖ 2020 - 6

Failure to appear

- ❖ 2021 - 42
- ❖ 2020 - 34

Gun charges

- ❖ 2021 - 47
- ❖ 2020 - 29

Theft cases

- ❖ 2021 - 15
- ❖ 2020 - 20

Forgery cases

- ❖ 2021 - 4
- ❖ 2020 - 12

PROBATE & JUVENILE COURT

- ❖ 2,240 cases filed
- ❖ SAFETY(Systemic Approach For Engaging Targeted Youth)– 12 individual families
- ❖ Web-based case management system E-filing
- ❖ Digitalizing historic records
- ❖ Virtual platforms

PROBATE & JUVENILE COURT DESIGN-BUILD TIMELINE

RFQ Stage:

- ❖ February 22, 2022 RFQ issued for Design-Build Firms to review
- ❖ March 8, 2022 Deadline for submitting questions regarding this RFQ
- ❖ March 11, 2022 Deadline for owner response to questions regarding this RFQ
- ❖ March 16, 2022 Deadline for submitting Statements of Qualifications
- ❖ March 17, 2022 Short-listing of firms selected by owner

RFP Stage:

- ❖ March 17, 2022 RFP issued to short-listed firms
- ❖ March 21-23, 2022 Pre-proposal meetings with short-listed firms
- ❖ March 25, 2022 Deadline for submitting questions regarding the RFP
- ❖ March 30, 2022 Deadline for owner response to questions regarding the RFP
- ❖ April 5, 2022 Deadline for submitting proposals in response to the RFP
- ❖ April 7-8, 2022 Interviews with design-build firms/post-proposal meeting
- ❖ April 12, 2022 Owner selection of firm

JOB & FAMILY SERVICES

❖ SNAP Benefits –

2021	\$16,023,090.00
2020	\$12,040,324.00
2019	\$ 8,156,563.00

❖ TANF Assistance

2021	\$811,879.00
2020	\$843,837.00
2019	\$810,587.00

❖ Medicaid Expenditures

2021	\$119,822,393.00
2020	\$112,503,628.38
2019	\$ 89,775,063.39

❖ Fraud prevention in SNAP benefits and TANF

❖ \$7,705.43 SNAP overpayments collected (360 cases)

❖ \$1,029.00 TANF overpayments collected

JOB & FAMILY SERVICES – CHILDREN’S PROTECTIVE SERVICES UNIT

- ❖ 1,619 referrals of alleged child abuse/neglect
- ❖ 188 reports of alleged abuse, neglect or exploitation of older adults
- ❖ 63 children in foster care
- ❖ 12 foster families licensed by Hancock County Job and Family Services in Hancock County
- ❖ 21 local private agencies that license foster homes

VETERANS SERVICE OFFICE



- ❖ Veteran Population
4,976 – 6.5% of the Hancock County Population
- ❖ In addition to serving the living veterans in the county we also serve the surviving family members.
- ❖ Returned \$197,779.24 to the county general fund

VETERANS SERVICE OFFICE



Federal Benefits

- ❖ Requested discharge records for 69 veterans
- ❖ Filed for VA pension for 10 surviving spouses and 36 veterans
- ❖ Filed 167 VA disability claims and 45 appeals with the Board of Veterans Appeals resulting in 75% grant rate with the following monetary benefits
 - \$460,151.88 retroactive payments to veterans
 - \$901,066.66 in new monthly payments

VETERANS SERVICE OFFICE



Local Benefits/Services

- ❖ Transported 875 veterans to VA medical appointments
- ❖ Added new position – Resiliency Operations Manager – to reduce veteran suicide, address recidivism, addiction and mental health needs
- ❖ Provided \$50,339.71 in financial assistance to veterans for rent, food, utilities, fuel and car repairs
- ❖ Provided 96 State Veterans ID cards

CONVENTION & VISITORS BUREAU

- ❖ 2021 a great rebound year from COVID 19
- ❖ 326,717 rooms sold
 - Increase of 41% – 2020
 - Decrease of 7 % – 2019
- ❖ The daily room rate is taking a little more time to rebound
- ❖ Bed Tax Collected in 2021 \$554,406
 - Increase of 4 % – 2020
 - Decrease of 48% – 2019